



SARDAR PATEL UNIVERSITY

VALLABH VIDYANAGAR - 388 120, GUJARAT

NAAC-ACCREDITED 'A' GRADE WITH CGPA 3.25, (23-1-2017 TO 22-1-2022)

Website : www.spuvvn.edu



Criterion : 1

Key Indicator : 1.4 Feedback System

Metric No. : 1.4.2



"Every citizen of India must remember that he is an Indian and he has every right in this country but with certain duties."

- Sardar Patel

Criteria - I 1.4.2 Feedback Analysis (2018-19)

Department of Electronics
Sardar Patel University
Vallabh Vidyanagar-388001
Questionnaire No.01


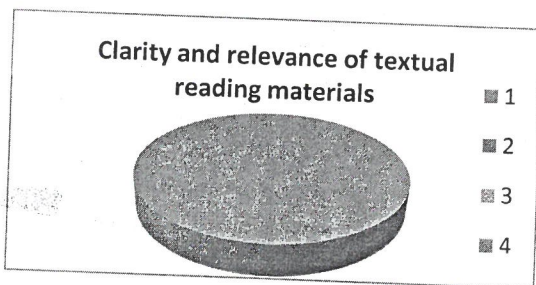


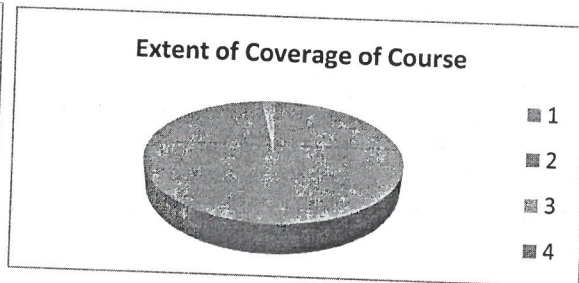

Semester -I

Year 2018-2019

Students feedback on Semester I Course Subject


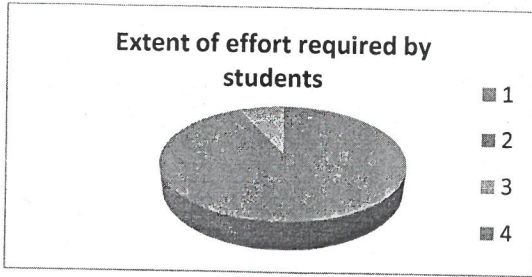
1. Very Good 2. Good 3. Satisfactory 4. Below Threshold

Sr. No.	Details	1	2	3	4
1	Depth of course content including Project Work	60	38	2	0
2	Extent of Coverage of Course	60	38	2	0
3	Applicability/Relevance to real life situation	64	32	4	0
4	Learning Value (inters of knowledge, concepts, manual skills, analytical abilities and broadening perspectives)	61	33	6	0
5	Clarity and relevance of textual reading materials	62	38	0	0
6	Relevance of additional source material (library)	67	29	4	0
7	Extent of effort required by students	48	45	7	0
8	Overall rating	66	32	2	0



Kahera

HEAD
P. G. Department of Electronics
Sardar Patel University
Vallabh Vidyanagar - 388001



The pie chart shows that overall rating of Semester I Course Subjects is Very good for 66% of students, Good for 32% of students while only 2% students gives overall rating as Satisfactory category for the parameters.


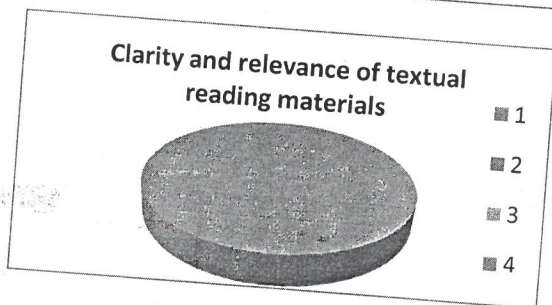

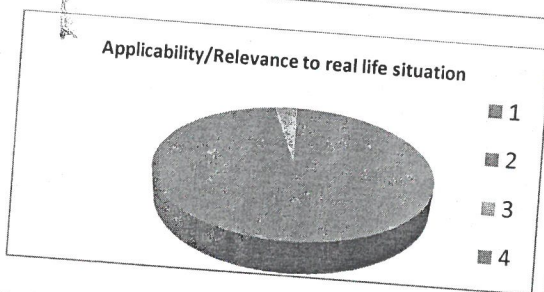
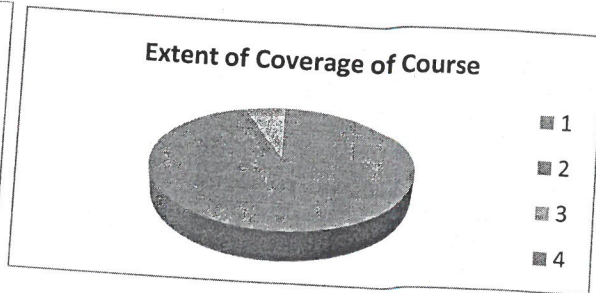
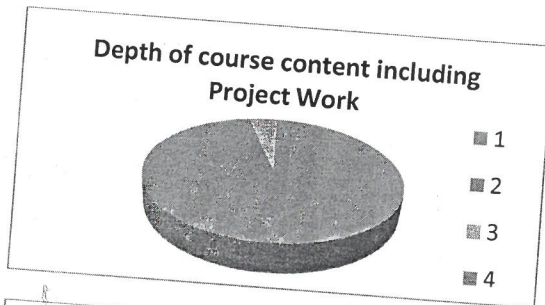
Sahera

HEAD
 P. G. Department of Electronics
 Sankar Patel University
 Vallabh Vidyanagar - 388 120.

Students feedback on Semester II Course Subject



1. Very Good 2. Good 3. Satisfactory 4. Below Threshold

Sr. No.	Details	1	2	3	4
1	Depth of course content including Project Work	59	37	4	0
2	Extent of Coverage of Course	51	48	6	0
3	Applicability/Relevance to real life situation	76	21	3	0
4	Learning Value (inters of knowledge, concepts, manual skills, analytical abilities and broadening perspectives)	63	32	5	0
5	Clarity and relevance of textual reading materials	72	28	0	0
6	Relevance of additional source material (library)	50	43	7	0
7	Extent of effort required by students	63	33	4	0
8	Overall rating	67	29	4	0



Baker

HEAD
P. G. Department of Electronics
Sardar Patel University
Vallabh Vidyanagar - 388 001.



The pie chart shows that overall rating of Semester II Course Subjects is Very good for 67% of students, Good for 29% of students while 4% students gives overall rating as Satisfactory category for the parameters.

Bahera

HEAD
 P. G. Department of Electronics
 Sardar Patel University
 Vallabh Vidyanagar - 388 120.

Department of Electronics
Sardar Patel University
Vallabh Vidyanagar-388001
Questionnaire No.01


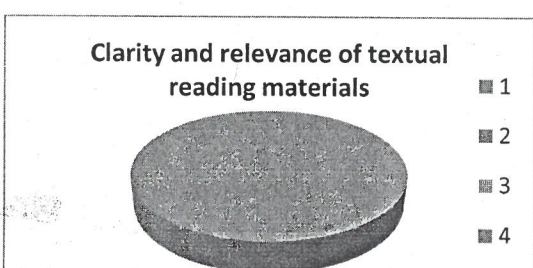


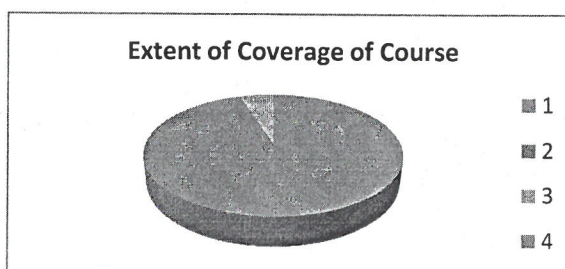

Semester –III

Year 2018-2019


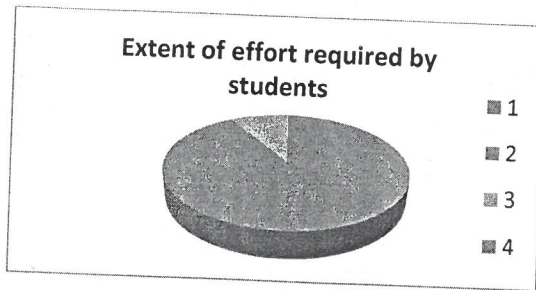
Students feedback on Semester III Course Subject

1. Very Good 2. Good 3. Satisfactory 4. Below Threshold

Sr. No.	Details	1	2	3	4
1	Depth of course content including Project Work	52	43	5	0
2	Extent of Coverage of Course	53	42	5	0
3	Applicability/Relevance to real life situation	53	39	8	0
4	Learning Value (inters of knowledge, concepts, manual skills, analytical abilities and broadening perspectives)	61	33	6	0
5	Clarity and relevance of textual reading materials	53	47	0	0
6	Relevance of additional source material (library)	60	32	8	0
7	Extent of effort required by students	35	56	9	0
8	Overall rating	48	41	11	0



Bahera
HEAD
P. G. Department of Electronics
Sardar Patel University
Vallabh Vidyanagar - 388 120.






The pie chart shows that overall rating of Semester III Course Subjects is Very good for 48% of students, Good for 41% of students while 11% students gives overall rating as Satisfactory category for the parameters.

Bahesa

HEAD
P. G. Department of Electronics
Sardar Patel University
Vallabh Vidyanagar - 388 120.

**Department of Electronics
Sardar Patel University
Vallabh Vidyanagar-388001
Questionnaire III**


Year 2018-2019

1	<p>The syllabus was</p> <p>a) Challenging b) dull c) adequate d) inadequate</p> <p>a) 17% b) 0% c) 83% d) 0%</p>	<p>Q1</p> 
<p>The pie charte shows that 17 % of the students feels the syllabus was challenging while 83 % students feel adequate.</p>		
2	<p>Your background for benefiting from the course was</p> <p>a) More than adequate b) Just adequate c) inadequate d) cannot say</p> <p>a) 78% b) 22% c) 0% d) 0%</p>	<p>Q2</p> 
<p>According to pie charte, 78 % of the students feels more than adequate on background for benefiting from the course while 22 % feel just adequate.</p>		
3	<p>How much of the syllabus was covered in class?</p> <p>a) 85 to 100% b) 70 to 85 % c) 55 to 70 % d) less than 55%</p> <p>a) 100% b) 0% c) 0% d) 0%</p>	<p>Q3</p> 
<p>The given pie charte provides the information about the syllabus covered in the class. According to chart 100% students says that 85 to 100 % syllabus was covered in class.</p>		


Bahers

HEAD


P. G. Department of Electronics
Sardar Patel University
Vallabh Vidyanagar - 388 120.

4	<p>What is your opinion about the library materials for the course?</p> <p>a) Excellent b) adequate c) inadequate d) very poor</p> <p>a) 61% b) 39% c) 0% d) 0%</p>	<p>Q4</p>  <ul style="list-style-type: none"> ■ a ■ b ■ c ■ d
---	---	--


The above pie chart shows that 61 % students feel that the department and university library facility is excellent while 39 % students feel adequate facility,

5	<p>Were you able to get the prescribed readings?</p> <p>a) easily b) with difficulty c) not at all d) with great difficulty</p> <p>a) 100% b) 0% c) 0% d) 0%</p>	<p>Q5</p>  <ul style="list-style-type: none"> ■ a ■ b ■ c ■ d
---	--	--

The above pie chart shows that 100 % of students are able to get the prescribed readings easily.

6	<p>How well did the teacher prepare for class?</p> <p>a) thoroughly b) satisfactorily c) poorly d) indifferently</p> <p>a) 83% b) 17% c) 0% d) 0%</p>	<p>Q6</p>  <ul style="list-style-type: none"> ■ a ■ b ■ c ■ d
---	---	--

According to pie chart 83% students feel that teachers are thoroughly preparing while taking class while 17% students have a satisfactory opinion regarding preparedness of teacher for class.

7	<p>How well was the teacher able to communicate?</p> <p>a) effectively b) invariably c) satisfactorily d) badly</p> <p>a) 72% b) 0% c) 28% d) 0%</p>	<p>Q7</p>  <ul style="list-style-type: none"> ■ a ■ b ■ c ■ d
---	--	--

The pie chart shows that teachers are able to communicate effectively according to 72 % of students while 28% students have an opinion that teachers communicate satisfactorily.

Bahar
HEAD
P. G. Department of Electronics
Sardar Patel University
Vallabh Vidyanagar - 388 120.

**Department of Electronics
Sardar Patel University
Vallabh Vidyanagar-388001**

Questionnaire VI

Rating of the Programme




(To be returned by them after the final examination results)

Programme : **M.Sc. (Electronics)**

Years : **2018-2019**

Department: **P.G.Department of Electronics**





A: Very Good B: Good C: Satisfactory D: Below Threshold (All in percentage)

Sr.No.	Item	A	B	C	d
1	Academic content	72	28	4	0
<p>Q1</p>  <ul style="list-style-type: none"> ■ A ■ B ■ C ■ D 					
2	Usefulness of teaching materials	89	11	0	0
<p>Q2</p>  <ul style="list-style-type: none"> ■ A ■ B ■ C ■ D 					
3	Usefulness of study-groups in furthering learning	78	22	0	0
<p>Q3</p>  <ul style="list-style-type: none"> ■ A ■ B ■ C ■ D 					

Bahera





HEAD

P. G. Department of Electronics
Sardar Patel University
Vallabh Vidyanagar - 388 120.

4	Timeliness of practical work	100	0	0	0
<p>Q4</p>  <ul style="list-style-type: none"> ■ A ■ B ■ C ■ D 					
5	Educative value of mid-programme placement	78	22	0	0
<p>Q5</p>  <ul style="list-style-type: none"> ■ A ■ B ■ C ■ D 					
6	Offering and seeking helpful feedback	72	28	0	0
<p>Q6</p>  <ul style="list-style-type: none"> ■ A ■ B ■ C ■ D 					
7	Fairness of evaluation	67	33	0	0
<p>Q7</p>  <ul style="list-style-type: none"> ■ A ■ B ■ C ■ D 					





Sahera

HEAD
P. G. Department of Electronics
Sardar Patel University
Vallabh Vidyanagar - 388 120.

8	Interaction with faculty	89	11	0	0
<p style="text-align: center;">Q8</p>  <ul style="list-style-type: none"> ■ A ■ B ■ C ■ D 					
9	Interaction with administration	67	33	0	0
<p style="text-align: center;">Q9</p>  <ul style="list-style-type: none"> ■ A ■ B ■ C ■ D 					
10	Library facilities	61	39	0	0
<p style="text-align: center;">Q10</p>  <ul style="list-style-type: none"> ■ A ■ B ■ C ■ D 					
11	Computer facilities	94	6	0	0
<p style="text-align: center;">Q11</p>  <ul style="list-style-type: none"> ■ A ■ B ■ C ■ D 					

Bahers
HEAD

P. G. Department of Electronics
Sardar Patel University
Vallabh Vidyanagar - 388 120.

12	Hostel facilities	100	0	0	0
<p>Q12</p>  <ul style="list-style-type: none"> ■ A ■ B ■ C ■ D 					
13	Recreational facilities	6	94	0	0
<p>Q13</p>  <ul style="list-style-type: none"> ■ A ■ B ■ C ■ D 					
14	Extra-curricular activities	78	22	0	0
<p>Q14</p>  <ul style="list-style-type: none"> ■ A ■ B ■ C ■ D 					
15	Sports facilities	56	44	0	0
<p>Q15</p>  <ul style="list-style-type: none"> ■ A ■ B ■ C ■ D 					

Bahera
HEAD
P. G. Department of Electronics
Sardar Patel University
Vallabh Vidyanagar - 388 120.

**Department of Electronics
Sardar Patel University
Vallabh Vidyanagar-388001
Questionnaire No.II**

Teachers Name: Dr. B.H.Patel


Year 2018-2019

0-5.5 : Unsatisfactory 5.5-7.0 : Satisfactory 7.0-8.5 : Good 8.5-10.0 : Very Good

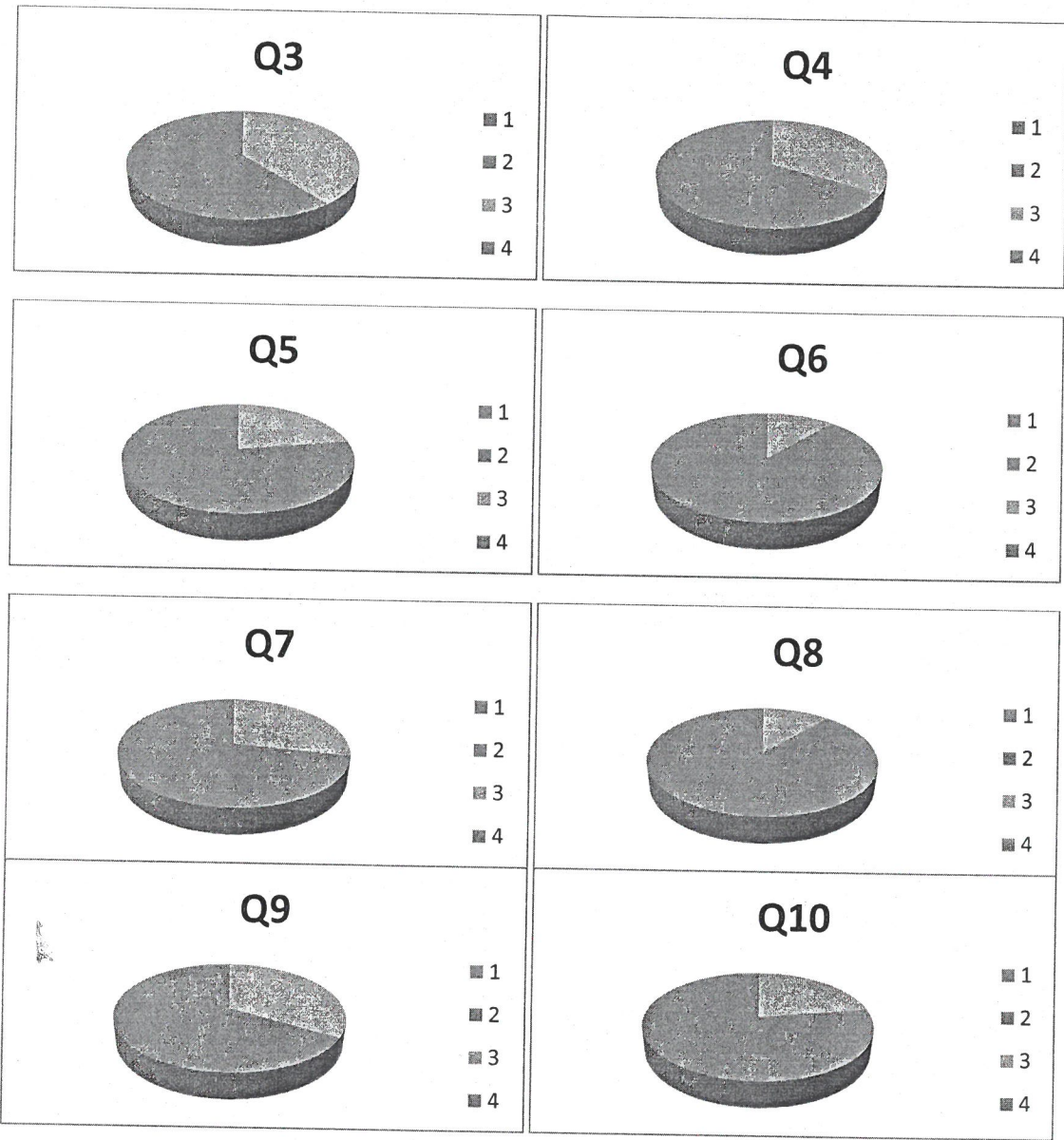
Sr.No.	Attributes	0-5.5	5.5-7.0	7.0-8.5	8.5-10.0
1	Knowledge base of the teacher (as perceived by you)	0	0	28	72
2	Communication Skills (in terms of articulation and comprehensibility)	0	0	6	94
3	Sincerity / Commitment of the Teacher	0	0	39	61
4	Interest generated by the teacher	0	0	33	67
5	Ability to integrate course material with environment/other issues, to provide a broader perspective	0	0	22	78
6	Ability to integrate content with other courses	0	0	11	89
7	Accessibility of the teacher in and out of the class (includes availability of the teacher to motivate further study and discussion outside class)	0	0	28	72
8	Ability to design quizzes /Tests / assignments / examinations and projects to evaluate students understanding of the course	0	0	11	89
9	Provision of sufficient time for feedback	0	0	33	67
10	Overall rating	0	0	22	78

1 - 0-5.5 : Unsatisfactory
3- 7.0-8.5 : Good

2- 5.5-7.0 : Satisfactory
4- 8.5-10.0 : Very Good



Bahera
HEAD
P. G. Department of Electronics
Sardar Patel University
Vallabh Vidyanagar - 388 120.



Baharg

HEAD
 P. G. Department of Electronics
 Sardar Patel University
 Vallabh Vidyanagar - 388 120.

**Department of Electronics
Sardar Patel University
Vallabh Vidyanagar-388001
Questionnaire No.II**

Teachers Name: Mr. D.B.Dave

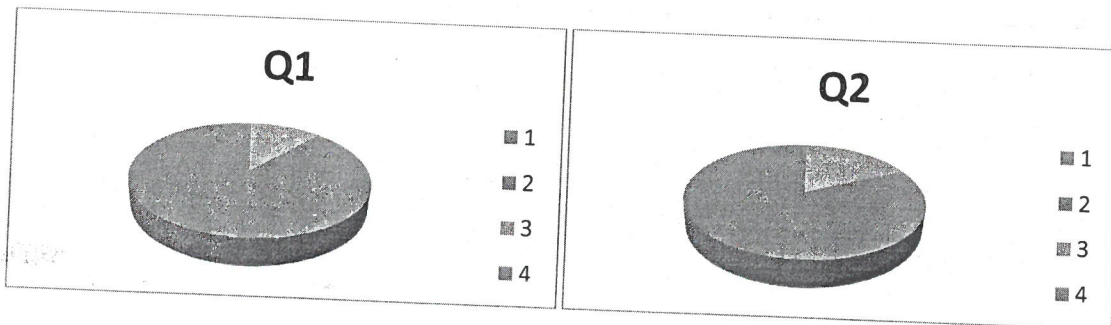
Year 2018-2019

0-5.5 : Unsatisfactory 5.5-7.0 : Satisfactory 7.0-8.5 : Good 8.5-10.0 : Very Good

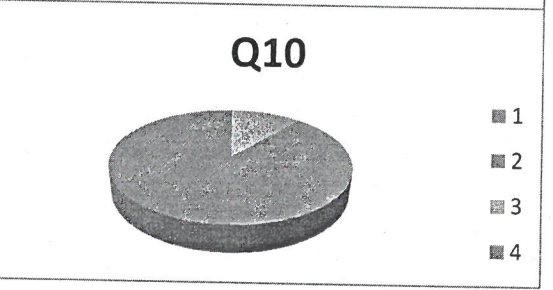





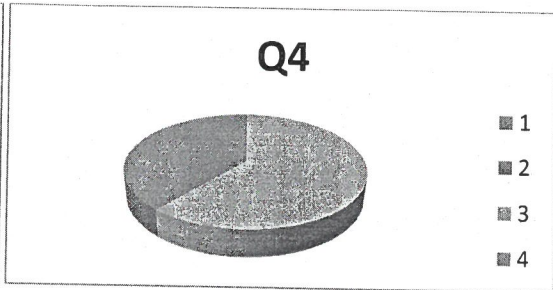

Sr.No.	Attributes	0-5.5	5.5-7.0	7.0-8.5	8.5-10.0
1	Knowledge base of the teacher (as perceived by you)	0	0	11	89
2	Communication Skills (in terms of articulation and comprehensibility)	0	0	17	83
3	Sincerity / Commitment of the Teacher	0	0	22	78
4	Interest generated by the teacher	0	0	61	39
5	Ability to integrate course material with environment/other issues, to provide a broader perspective	0	0	39	61
6	Ability to integrate content with other courses	0	0	33	67
7	Accessibility of the teacher in and out of the class (includes availability of the teacher to motivate further study and discussion outside class)	0	0	17	83
8	Ability to design quizzes /Tests / assignments / examinations and projects to evaluate students understanding of the course	0	0	22	78
9	Provision of sufficient time for feedback	0	0	17	83
10	Overall rating	0	0	11	89

1 - 0-5.5 : Unsatisfactory
3- 7.0-8.5 : Good

2- 5.5-7.0 : Satisfactory
4- 8.5-10.0 : Very Good



Bahera
HEAD
P. G. Department of Electronics
Sardar Patel University
Vallabh Vidyanagar - 388 120.



Bahera

HEAD
 P. G. Department of Electronics
 Sardar Patel University
 Vallabh Vidyanagar - 388 120.

**Department of Electronics
Sardar Patel University
Vallabh Vidyanagar-388001
Questionnaire No.II**

Teachers Name: Mr. P.B.Patel

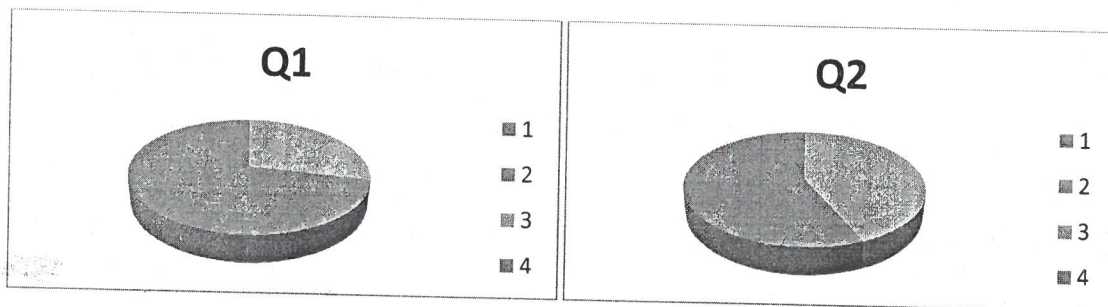
Year 2018-2019

0-5.5 : Unsatisfactory 5.5-7.0 : Satisfactory 7.0-8.5 : Good 8.5-10.0 : Very Good


Sr.No.	Attributes	0-5.5	5.5-7.0	7.0-8.5	8.5-10.0
1	Knowledge base of the teacher (as perceived by you)	0	0	28	72
2	Communication Skills (in terms of articulation and comprehensibility)	0	0	44	58
3	Sincerity / Commitment of the Teacher	0	0	22	78
4	Interest generated by the teacher	0	0	33	67
5	Ability to integrate course material with environment/other issues, to provide a broader perspective	0	0	28	72
6	Ability to integrate content with other courses	0	0	39	61
7	Accessibility of the teacher in and out of the class (includes availability of the teacher to motivate further study and discussion outside class)	0	0	17	83
8	Ability to design quizzes /Tests / assignments / examinations and projects to evaluate students understanding of the course	0	0	39	61
9	Provision of sufficient time for feedback	0	0	33	67
10	Overall rating	0	0	11	89

1 - 0-5.5 : Unsatisfactory
3- 7.0-8.5 : Good

2- 5.5-7.0 : Satisfactory
4- 8.5-10.0 : Very Good



Bahera
HEAD
P. G. Department of Electronics
Sardar Patel University
Vallabh Vidyanagar - 388 120.



Bahera
HEAD

P. G. Department of Electronics
Sardar Patel University
Vallabh Vidyanagar - 388 120.

**Department of Electronics
Sardar Patel University
Vallabh Vidyanagar-388001
Questionnaire No.II**

Teachers Name: Dr. Shahera S..Patel

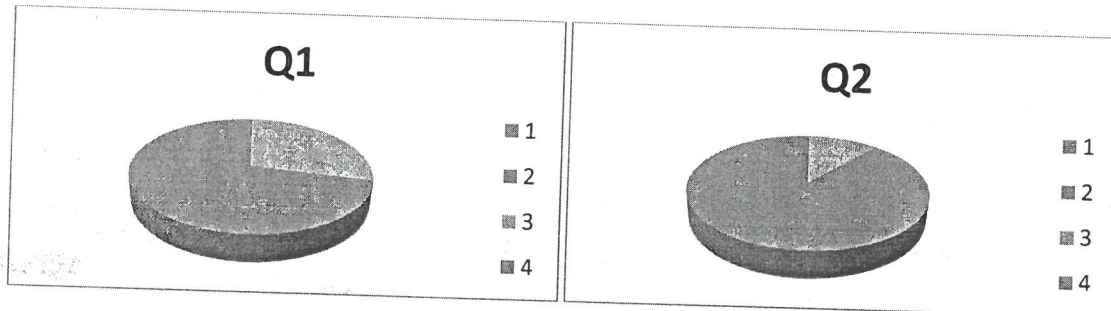
Year 2018-2019

0-5.5 : Unsatisfactory 5.5-7.0 : Satisfactory 7.0-8.5 : Good 8.5-10.0 : Very Good

Sr.No.	Attributes	0-5.5	5.5-7.0	7.0-8.5	8.5-10.0
1	Knowledge base of the teacher (as perceived by you)	0	0	28	72
2	Communication Skills (in terms of articulation and comprehensibility)	0	0	11	89
3	Sincerity / Commitment of the Teacher	0	0	39	61
4	Interest generated by the teacher	0	0	22	78
5	Ability to integrate course material with environment/other issues, to provide a broader perspective	0	0	33	67
6	Ability to integrate content with other courses	0	0	44	56
7	Accessibility of the teacher in and out of the class (includes availability of the teacher to motivate further study and discussion outside class)	0	0	11	89
8	Ability to design quizzes /Tests / assignments / examinations and projects to evaluate students understanding of the course	0	0	6	94
9	Provision of sufficient time for feedback	0	0	33	67
10	Overall rating	0	0	17	83

1 - 0-5.5 : Unsatisfactory
3- 7.0-8.5 : Good








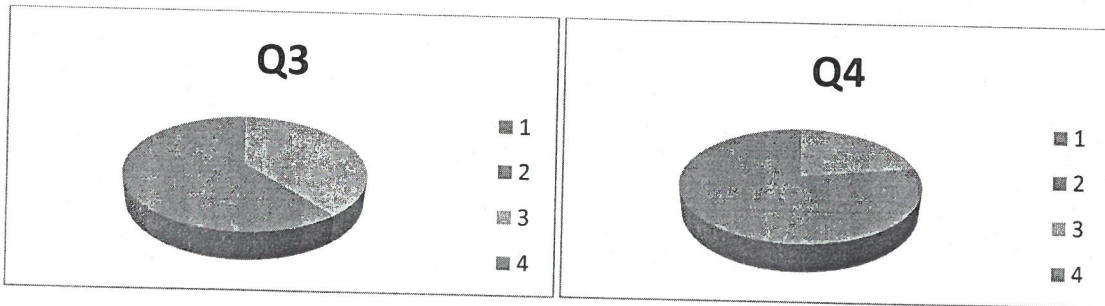
2- 5.5-7.0 : Satisfactory
4- 8.5-10.0 : Very Good



Bahera

HEAD

P. G. Department of Electronics
Sardar Patel University
Vallabh Vidyanagar - 388 120.



Bahera

HEAD

P. G. Department of Electronics
Sardar Patel University
Vallabh Vidyanagar - 388 120.

**Department of Electronics
Sardar Patel University
Vallabh Vidyanagar-388001
Questionnaire No.II**

Teachers Name: Dr. Sunil.S..Patel

Year 2018-2019

0-5.5 : Unsatisfactory 5.5-7.0 : Satisfactory 7.0-8.5 : Good 8.5-10.0 : Very Good

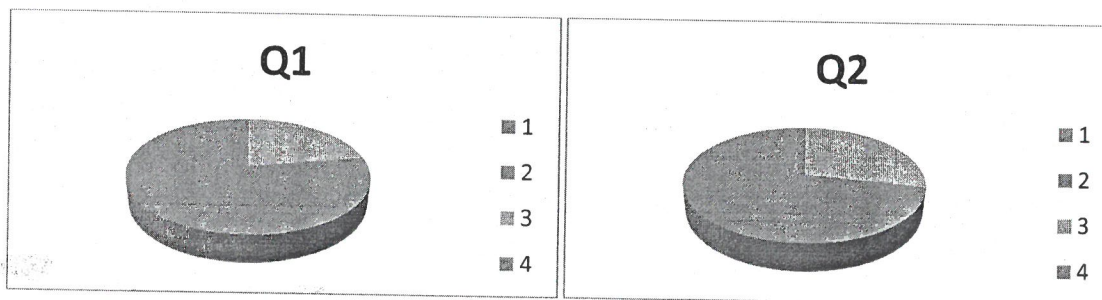
Sr.No.	Attributes	0-5.5	5.5-7.0	7.0-8.5	8.5-10.0
1	Knowledge base of the teacher (as perceived by you)	0	0	22	78
2	Communication Skills (in terms of articulation and comprehensibility)	0	0	28	72
3	Sincerity / Commitment of the Teacher	0	0	78	22
4	Interest generated by the teacher	0	0	11	89
5	Ability to integrate course material with environment/other issues, to provide a broader perspective	0	0	22	78
6	Ability to integrate content with other courses	0	0	39	61
7	Accessibility of the teacher in and out of the class (includes availability of the teacher to motivate further study and discussion outside class)	0	0	33	67
8	Ability to design quizzes /Tests / assignments / examinations and projects to evaluate students understanding of the course	0	0	61	39
9	Provision of sufficient time for feedback	0	0	11	89
10	Overall rating	0	0	33	67

1 - 0-5.5 : Unsatisfactory

2- 5.5-7.0 : Satisfactory









3- 7.0-8.5 : Good

4- 8.5-10.0 : Very Good



Sahera

HEAD
P. G. Department of Electronics
Sardar Patel University
Vallabh Vidyanagar - 388 120.



Bahera

HEAD
 P. G. Department of Electronics
 Sardar Patel University
 Vallabh Vidyanagar - 388 120.

**Department of Electronics
Sardar Patel University
Vallabh Vidyanagar-388001
Questionnaire No.II**

Teachers Name: Dr.V.S.Vaishnav


Year 2018-2018

0-5.5 : Unsatisfactory 5.5-7.0 : Satisfactory 7.0-8.5 : Good 8.5-10.0 : Very Good

Sr.No.	Attributes	0-5.5	5.5-7.0	7.0-8.5	8.5-10.0
1	Knowledge base of the teacher (as perceived by you)	0	0	17	83
2	Communication Skills (in terms of articulation and comprehensibility)	0	0	39	61
3	Sincerity / Commitment of the Teacher	0	0	0	100
4	Interest generated by the teacher	0	0	33	67
5	Ability to integrate course material with environment/other issues, to provide a broader perspective	0	0	44	56
6	Ability to integrate content with other courses	0	0	17	83
7	Accessibility of the teacher in and out of the class (includes availability of the teacher to motivate further study and discussion outside class)	0	0	28	72
8	Ability to design quizzes /Tests / assignments / examinations and projects to evaluate students understanding of the course	0	0	22	78
9	Provision of sufficient time for feedback	0	0	33	67
10	Overall rating	0	0	11	89

1 - 0-5.5 : Unsatisfactory
3- 7.0-8.5 : Good

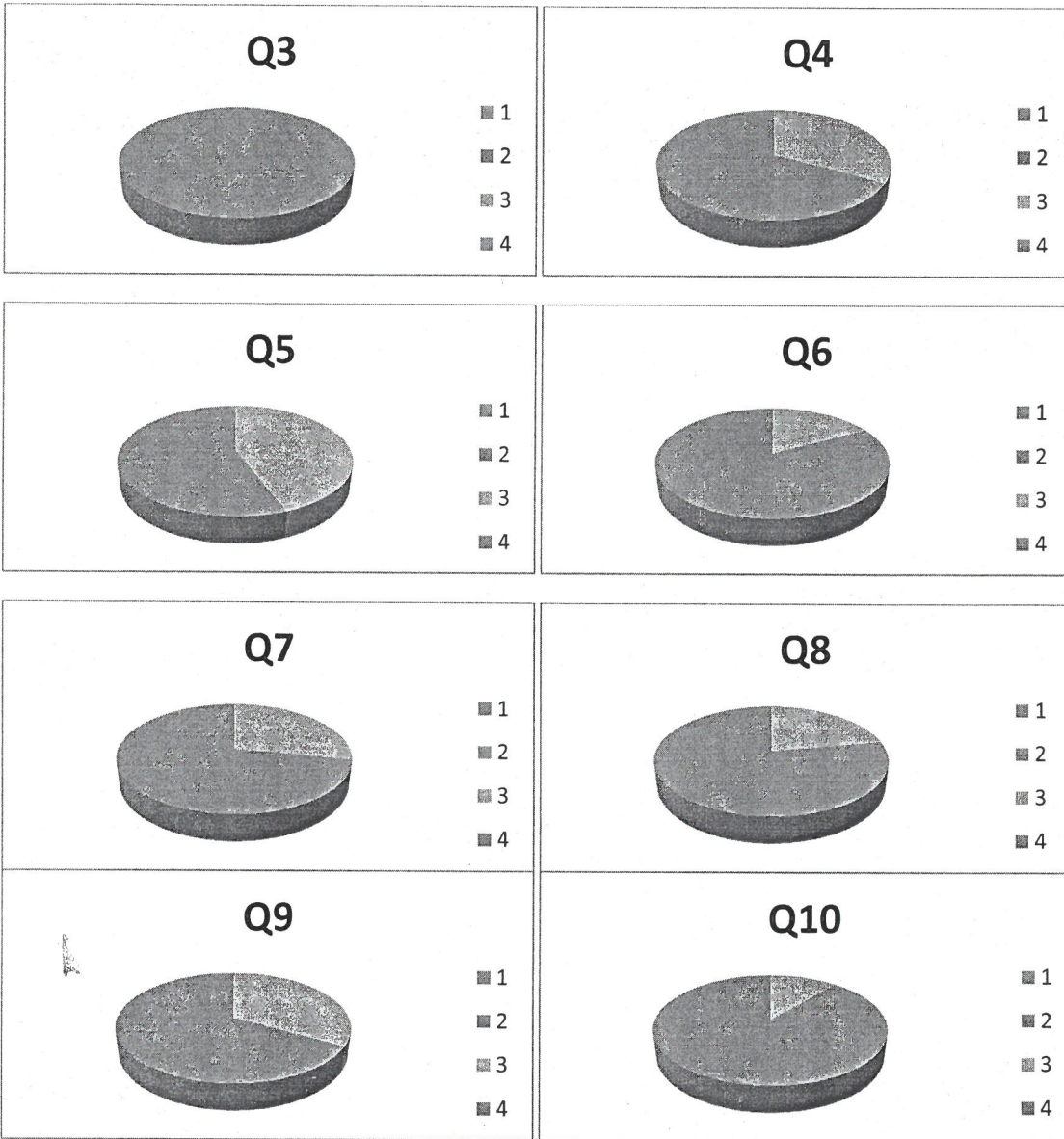
2- 5.5-7.0 : Satisfactory
4- 8.5-10.0 : Very Good



Bahera

HEAD

P. G. Department of Electronics
Sardar Patel University
Vallabh Vidyanagar - 388 120.



Bahar
 HEAD
 P. G. Department of Electronics
 Sardar Patel University
 Vallabh Vidyanagar - 388 120.

Department of Electronics
Sardar Patel University
Vallabh Vidyanagar-388001
Questionnaire No.01


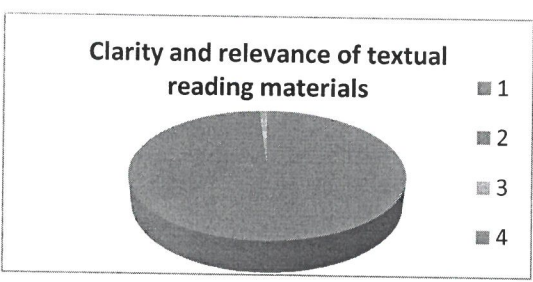

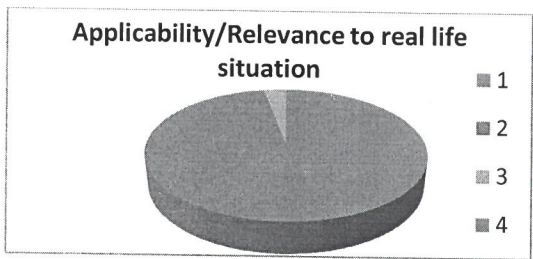
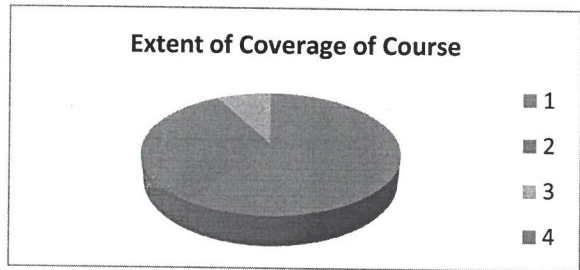

Semester -I

Year 2019-2020

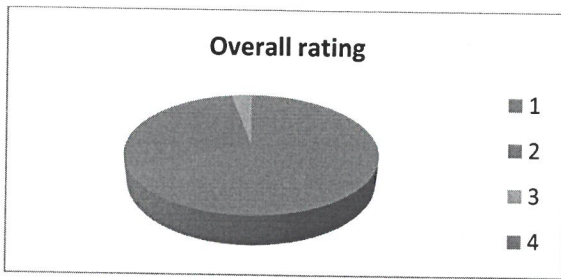
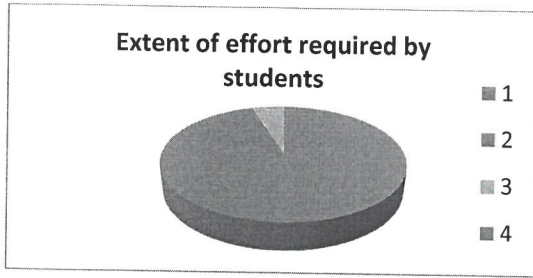
Students feedback on Semester I Course Subject

1. Very Good 2. Good 3. Satisfactory 4. Below Threshold

Sr. No.	Details	1	2	3	4
1	Depth of course content including Project Work	60	35	5	0
2	Extent of Coverage of Course	59	33	8	0
3	Applicability/Relevance to real life situation	61	36	3	0
4	Learning Value (inters of knowledge, concepts, manual skills, analytical abilities and broadening perspectives)	62	31	7	0
5	Clarity and relevance of textual reading materials	64	35	1	0
6	Relevance of additional source material (library)	66	29	5	0
7	Extent of effort required by students	51	44	5	0
8	Overall rating	69	29	3	0



Bahera
 HEAD
 P. G. Department of Electronics
 Sardar Patel University
 Vallabh Vidyanagar - 388 120.



The pie chart shows that overall rating of Semester I Course Subjects is Very good for 69% of students, Good for 29% of students while only 3% students gives overall rating as Satisfactory category for the parameters.

Bahera

HEAD
 P. G. Department of Electronics
 Sardar Patel University
 Vallabh Vidyanagar - 388 120.

**Department of Electronics
Sardar Patel University
Vallabh Vidyanagar-388001
Questionnaire No.01**


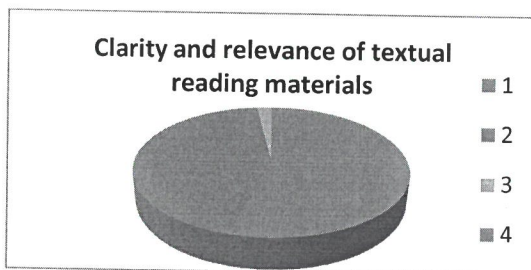

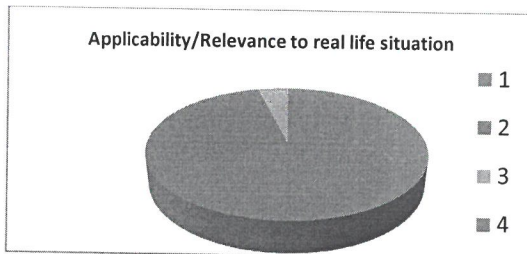
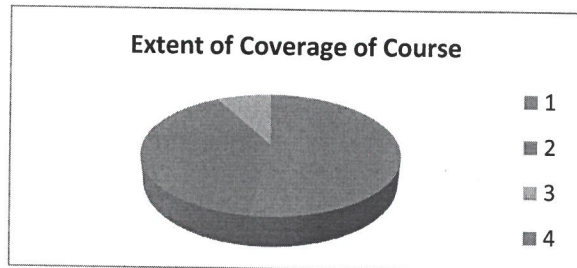
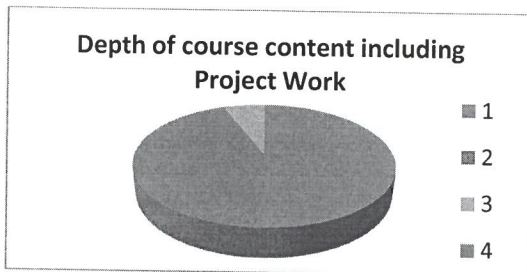
Semester –II

Year 2019-2020

Students feedback on Semester II Course Subject

1. Very Good 2. Good 3. Satisfactory 4. Below Threshold

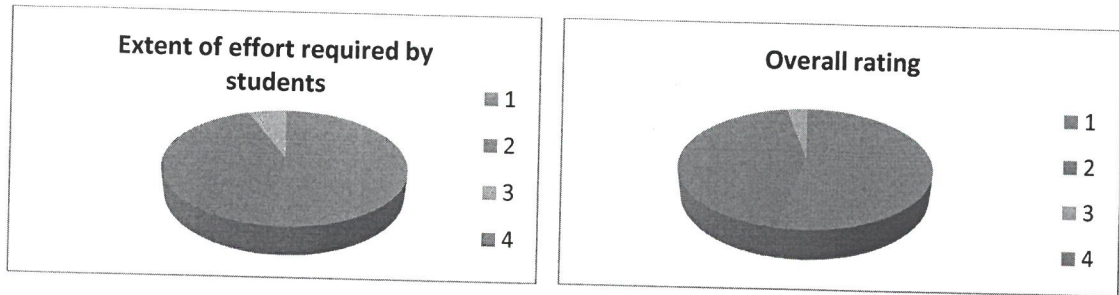
Sr. No.	Details	1	2	3	4
1	Depth of course content including Project Work	50	44	6	0
2	Extent of Coverage of Course	52	40	8	0
3	Applicability/Relevance to real life situation	67	29	4	0
4	Learning Value (inters of knowledge, concepts, manual skills, analytical abilities and broadening perspectives)	60	34	6	0
5	Clarity and relevance of textual reading materials	54	44	2	0
6	Relevance of additional source material (library)	53	36	11	0
7	Extent of effort required by students	52	43	6	0
8	Overall rating	69	29	3	0



Bahera

HEAD

P. G. Department of Electronics
Sardar Patel University
Vallabh Vidyanagar - 388 120.



The pie chart shows that overall rating of Semester II Course Subjects is Very good for 53% of students, Good for 44% of students while 3% students gives overall rating as Satisfactory category for the parameters.

Bahar
HEAD
P. G. Department of Electronics
Sardar Patel University
Vallabh Vidyanagar - 388 120.

**Department of Electronics
Sardar Patel University
Vallabh Vidyanagar-388001
Questionnaire No.01**





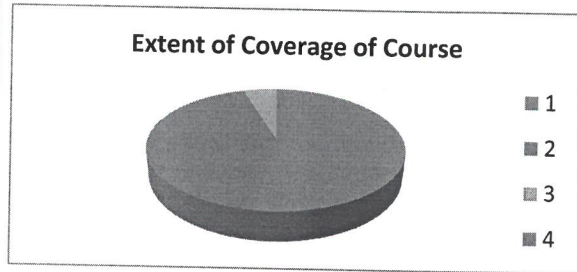
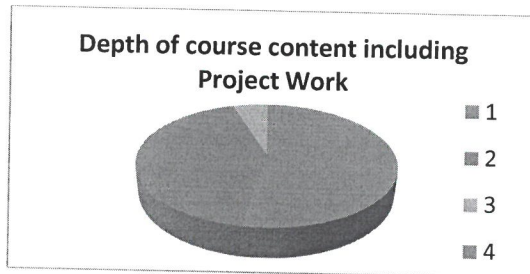
Semester –III

Year 2019-2020

Students feedback on Semester III Course Subject

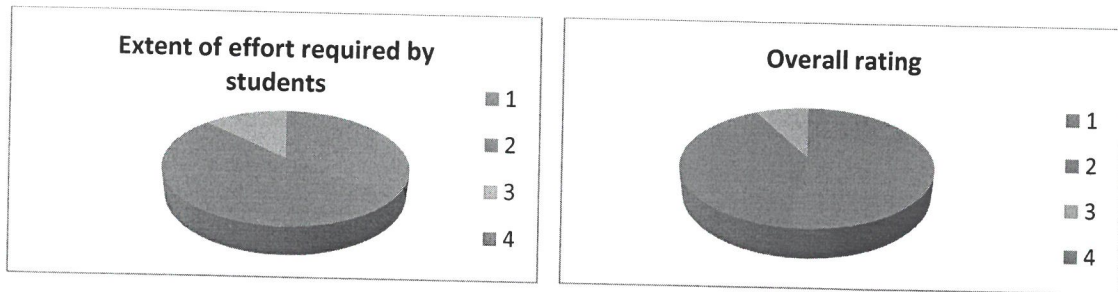
1. Very Good 2. Good 3. Satisfactory 4. Below Threshold

Sr. No.	Details	1	2	3	4
1	Depth of course content including Project Work	53	42	5	0
2	Extent of Coverage of Course	52	43	5	0
3	Applicability/Relevance to real life situation	59	39	2	0
4	Learning Value (inters of knowledge, concepts, manual skills, analytical abilities and broadening perspectives)	60	34	6	0
5	Clarity and relevance of textual reading materials	51	48	1	0
6	Relevance of additional source material (library)	59	36	5	0
7	Extent of effort required by students	35	52	13	0
8	Overall rating	52	40	8	0



Bahera

HEAD
P. G. Department of Electronics
Sardar Patel University
Vallabh Vidyanagar - 388 120.






The pie chart shows that overall rating of Semester III Course Subjects is Very good for 52% of students, Good for 40% of students while 8% students gives overall rating as Satisfactory category for the parameters.

Bahera
 HEAD
 P. G. Department of Electronics
 Sardar Patel University
 Vallabh Vidyanagar - 388 120.




**Department of Electronics
Sardar Patel University
Vallabh Vidyanagar-388001
Questionnaire III**

Year 2019-2020

1	<p>The syllabus was</p> <p>a) Challenging b) dull c) adequate d) inadequate</p> <p>a) 35% b) 0% c) 65% d) 0%</p>	<p>Q1</p>  <div style="display: flex; justify-content: flex-end; align-items: center; margin-top: 5px;"> <ul style="list-style-type: none"> ■ a ■ b ■ c ■ d </div>
<p>The pie charte shows that 35 % of the students feels the syllabus was challenging while 65 % students feel adequate.</p>		
2	<p>Your background for benefiting from the course was</p> <p>a) More than adequate b) Just adequate c) inadequate d) cannot say</p> <p>a) 75% b) 25% c) 0% d) 0%</p>	<p>Q2</p>  <div style="display: flex; justify-content: flex-end; align-items: center; margin-top: 5px;"> <ul style="list-style-type: none"> ■ a ■ b ■ c ■ d </div>
<p>According to pie charte, 75 % of the students feels more than adequate on background for benefiting from the course while 25 % feel just adequate.</p>		
3	<p>How much of the syllabus was covered in class?</p> <p>a) 85 to 100% b) 70 to 85 % c) 55 to 70 % d) less than 55%</p> <p>a) 100% b) 0% c) 0% d) 0%</p>	<p>Q3</p>  <div style="display: flex; justify-content: flex-end; align-items: center; margin-top: 5px;"> <ul style="list-style-type: none"> ■ a ■ b ■ c ■ d </div>
<p>The given pie charte provides the information about the syllabus covered in the class. According to chart 100% students says that 85 to 100 % syllabus was covered in class.</p>		

Bahera

HEAD
P. G. Department of Electronics
Sardar Patel University
Vallabh Vidyanagar - 388 120.

8	<p>How helpful was the teacher in advising? a)Helpful b) Unhelpful c)Sometimes helpful d) Sometimes unhelpful</p> <p>a) 100% b) 0% c) 0% d) 0%</p>	<p style="text-align: center;">Q8</p>  <ul style="list-style-type: none"> ■ a ■ b ■ c ■ d
<p>The above pie chart shows that 100 % students feels the advises of teacher are helpful for their study work.</p>		
9	<p>Were you provided with a course and lecture outline at the beginning? a) yes b) no</p> <p>a) 100% b) 0%</p>	<p style="text-align: center;">Q9</p>  <ul style="list-style-type: none"> ■ a ■ b
<p>Accoring to the pie chart 100 % students feel that teacher is providing course and lecture outline at the beginning.</p>		
10	<p>Were outsider experts invited to address you? a) Yes b) rarely c) none d) frequently</p> <p>a) 5% b) 80% c) 0% d) 15%</p>	<p style="text-align: center;">Q10</p>  <ul style="list-style-type: none"> ■ a ■ b ■ c ■ d
<p>The given pie chart provide the information about the addressing of outside experts for benefiting the students. According to chart 5 % feel that department is inviting, 15% says that department is frequently inviting, while 80 % feel that department is rarely inviting outside experts to address student community.</p>		

Bahera

HEAD
P. G. Department of Electronics
Sardar Patel University
Vallabh Vidyanagar - 388 120.

**Department of Electronics
Sardar Patel University
Vallabh Vidyanagar-388001
Questionnaire No.II**

Teachers Name: Dr. B.H.Patel

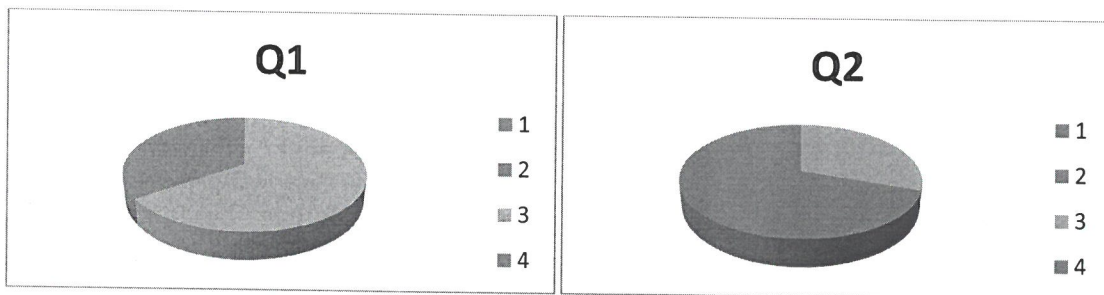
Year 2019-2020

0-5.5 : Unsatisfactory 5.5-7.0 : Satisfactory 7.0-8.5 : Good 8.5-10.0 : Very Good

Sr.No.	Attributes	0-5.5	5.5-7.0	7.0-8.5	8.5-10.0
1	Knowledge base of the teacher (as perceived by you)	0	0	65	35
2	Communication Skills (in terms of articulation and comprehensibility)	0	0	30	70
3	Sincerity / Commitment of the Teacher	0	0	40	60
4	Interest generated by the teacher	0	0	45	55
5	Ability to integrate course material with environment/other issues, to provide a broader perspective	0	0	60	40
6	Ability to integrate content with other courses	0	0	25	75
7	Accessibility of the teacher in and out of the class (includes availability of the teacher to motivate further study and discussion outside class)	0	0	60	40
8	Ability to design quizzes /Tests / assignments / examinations and projects to evaluate students understanding of the course	0	0	30	70
9	Provision of sufficient time for feedback	0	0	40	60
10	Overall rating	0	0	35	65

1 - 0-5.5 : Unsatisfactory
3- 7.0-8.5 : Good

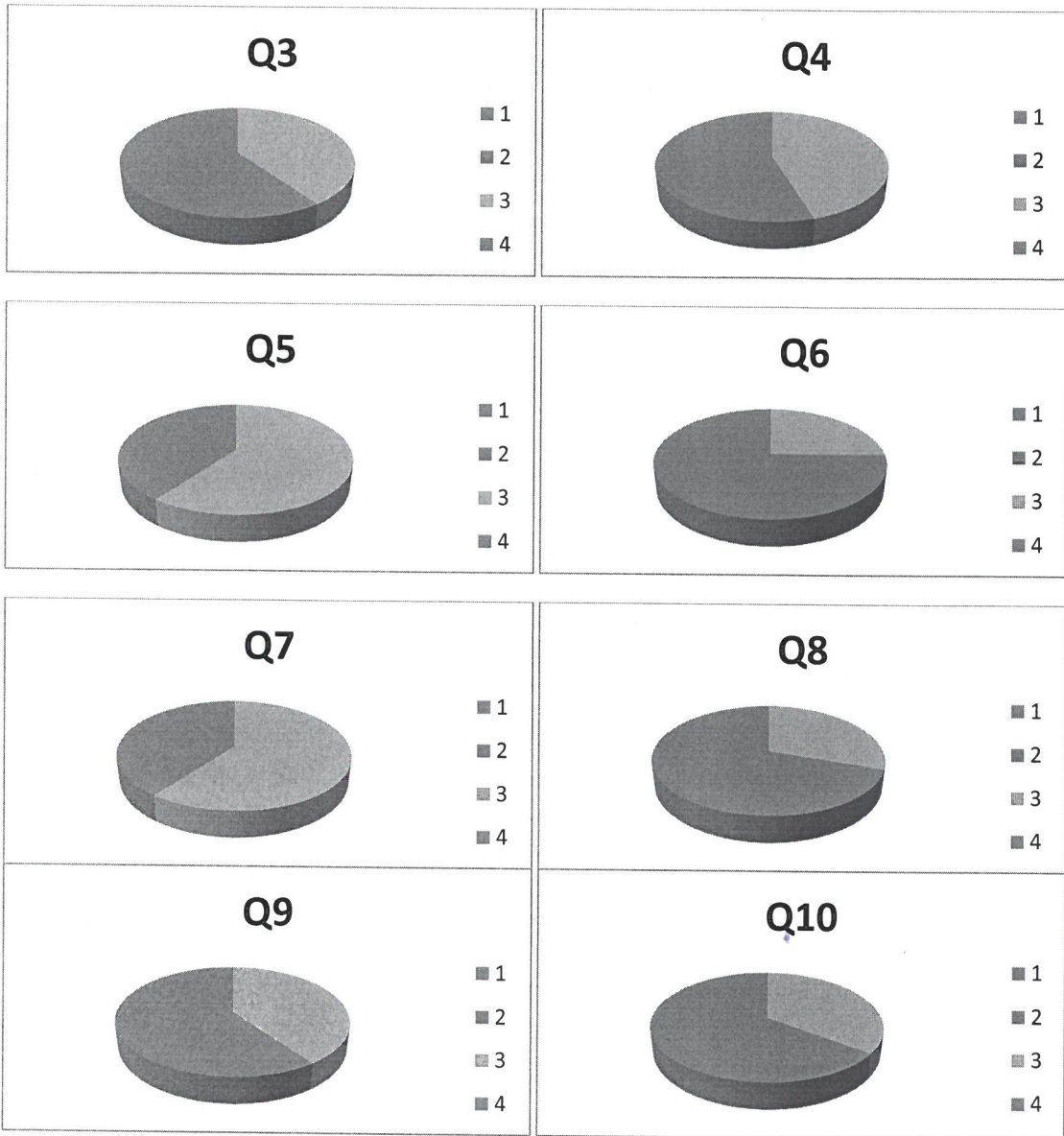
2- 5.5-7.0 : Satisfactory
4- 8.5-10.0 : Very Good



Bahera

HEAD

P. G. Department of Electronics
Sardar Patel University
Vallabh Vidyanagar - 388 120.



Bahera

HEAD
 P. G. Department of Electronics
 Sardar Patel University
 Vallabh Vidyanagar - 388 120.

**Department of Electronics
Sardar Patel University
Vallabh Vidyanagar-388001
Questionnaire No.II**

Teachers Name: Dr. Sunil.S..Patel

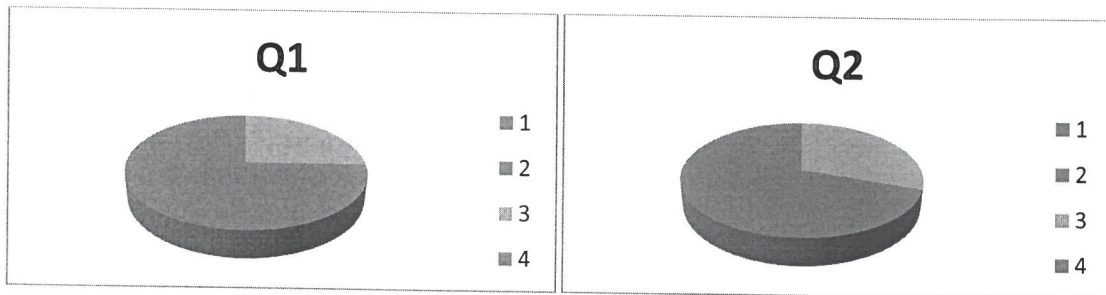
Year 2019-2020

0-5.5 : Unsatisfactory 5.5-7.0 : Satisfactory 7.0-8.5 : Good 8.5-10.0 : Very Good

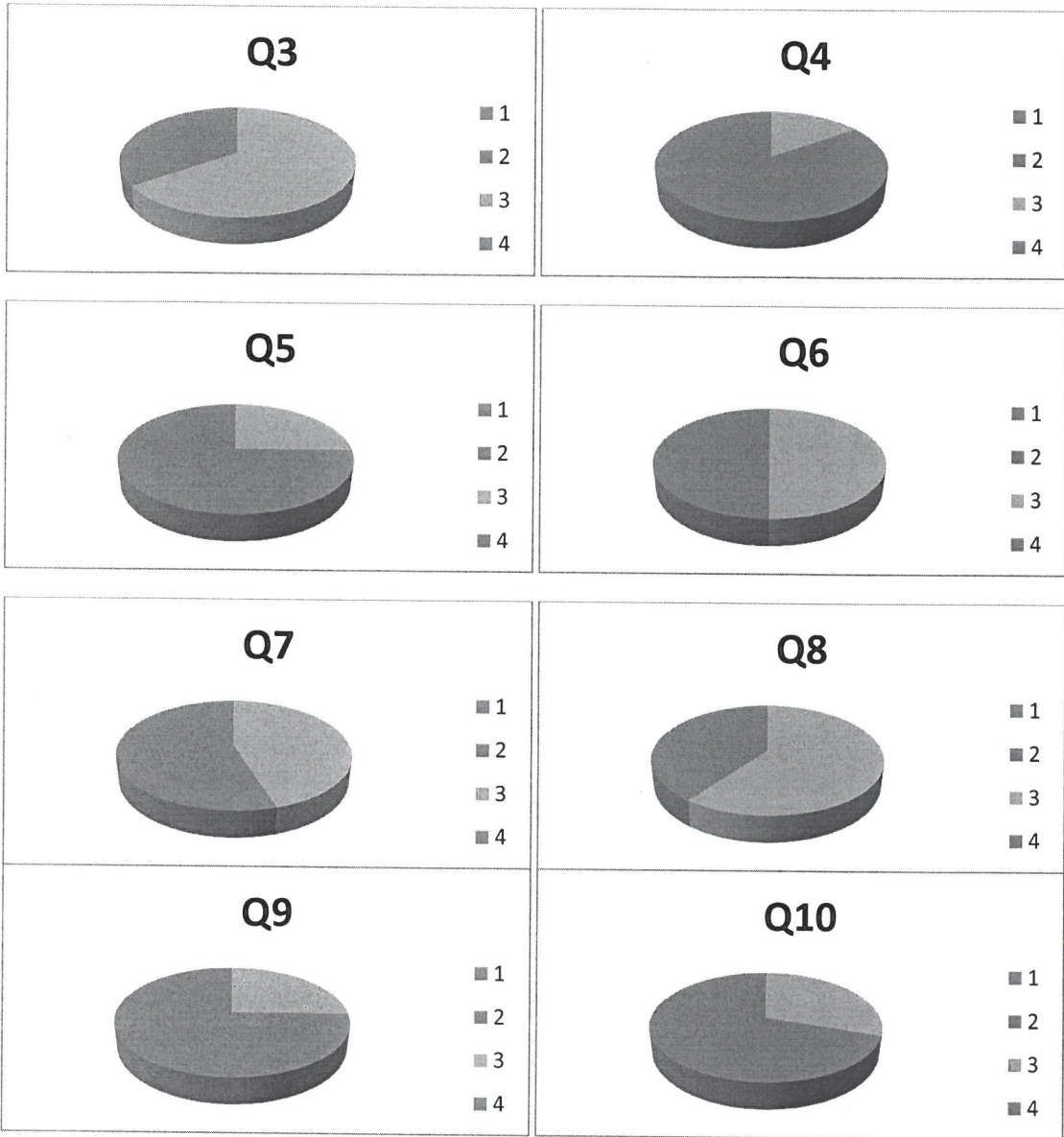
Sr.No.	Attributes	0-5.5	5.5-7.0	7.0-8.5	8.5-10.0
1	Knowledge base of the teacher (as perceived by you)	0	0	25	75
2	Communication Skills (in terms of articulation and comprehensibility)	0	0	30	70
3	Sincerity / Commitment of the Teacher	0	0	65	35
4	Interest generated by the teacher	0	0	15	85
5	Ability to integrate course material with environment/other issues, to provide a broader perspective	0	0	25	75
6	Ability to integrate content with other courses	0	0	50	50
7	Accessibility of the teacher in and out of the class (includes availability of the teacher to motivate further study and discussion outside class)	0	0	45	55
8	Ability to design quizzes /Tests / assignments / examinations and projects to evaluate students understanding of the course	0	0	60	40
9	Provision of sufficient time for feedback	0	0	25	75
10	Overall rating	0	0	30	70

1 - 0-5.5 : Unsatisfactory
3- 7.0-8.5 : Good

2- 5.5-7.0 : Satisfactory
4- 8.5-10.0 : Very Good



Baharg
HEAD
P. G. Department of Electronics
Sardar Patel University
Vallabh Vidyanagar - 388 120.



Bahera

HEAD
H. G. Department of Electronics
Sardar Patel University
Vallabh Vidyanagar - 388 120.

**Department of Electronics
Sardar Patel University
Vallabh Vidyanagar-388001
Questionnaire No.II**

Teachers Name: Mr. D.B.Dave

Year 2019-2020

0-5.5 : Unsatisfactory 5.5-7.0 : Satisfactory 7.0-8.5 : Good 8.5-10.0 : Very Good

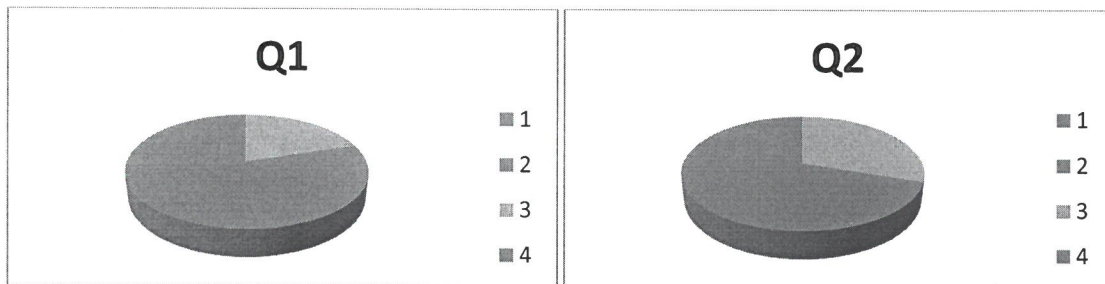
Sr.No.	Attributes	0-5.5	5.5-7.0	7.0-8.5	8.5-10.0
1	Knowledge base of the teacher (as perceived by you)	0	0	20	80
2	Communication Skills (in terms of articulation and comprehensibility)	0	0	30	70
3	Sincerity / Commitment of the Teacher	0	0	25	75
4	Interest generated by the teacher	0	0	15	85
5	Ability to integrate course material with environment/other issues, to provide a broader perspective	0	0	45	55
6	Ability to integrate content with other courses	0	0	40	60
7	Accessibility of the teacher in and out of the class (includes availability of the teacher to motivate further study and discussion outside class)	0	0	20	80
8	Ability to design quizzes /Tests / assignments / examinations and projects to evaluate students understanding of the course	0	0	25	75
9	Provision of sufficient time for feedback	0	0	15	85
10	Overall rating	0	0	20	80

1 - 0-5.5 : Unsatisfactory

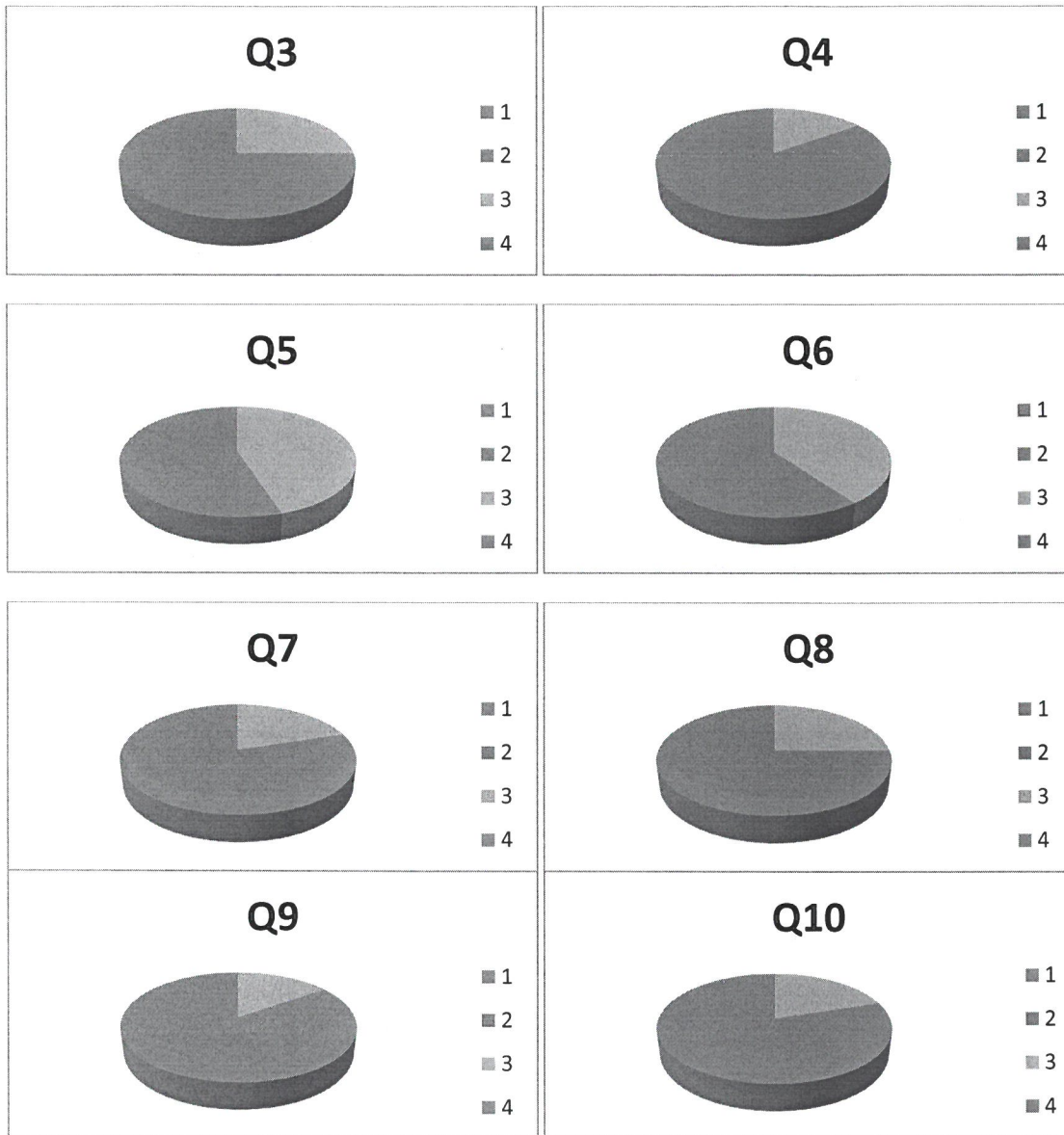
2- 5.5-7.0 : Satisfactory

3- 7.0-8.5 : Good

4- 8.5-10.0 : Very Good



Bachera
P. G. Department of Electronics
Sardar Patel University
Vallabh Vidyanagar - 388 120.



Bahera
 HEAD
 P. G. Department of Electronics
 Sardar Patel University
 Vallabh Vidyanagar - 388 120.

**Department of Electronics
Sardar Patel University
Vallabh Vidyanagar-388001
Questionnaire No.II**

Teachers Name: Dr.V.S.Vaishnav

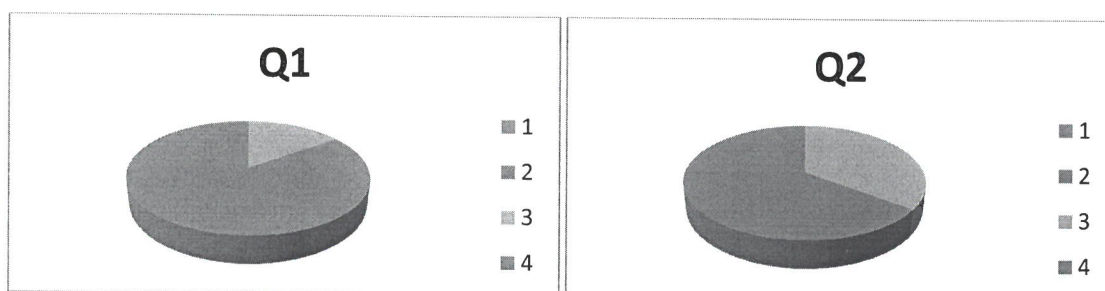
Year 2019-2020

0-5.5 : Unsatisfactory 5.5-7.0 : Satisfactory 7.0-8.5 : Good 8.5-10.0 : Very Good

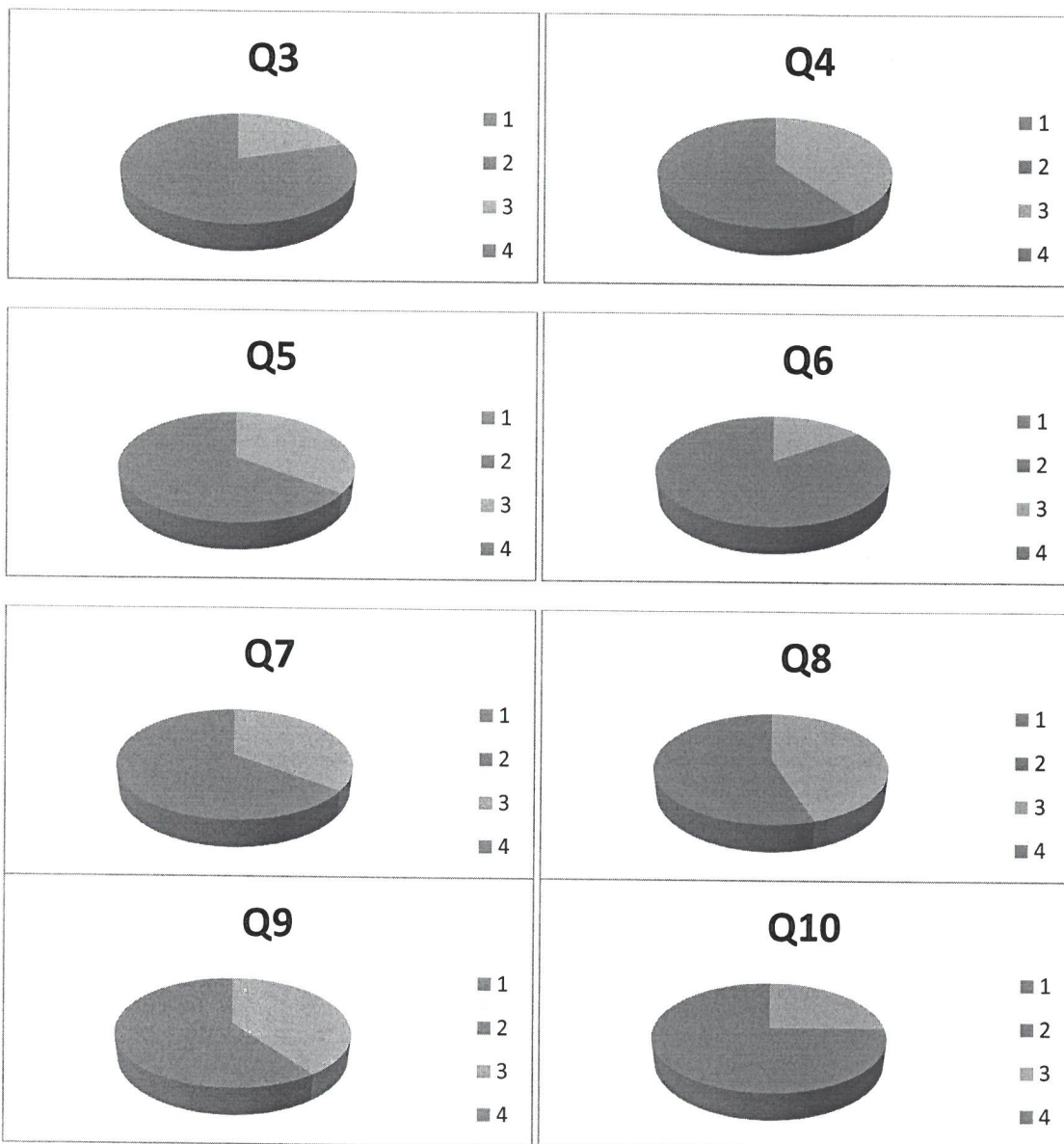
Sr.No.	Attributes	0-5.5	5.5-7.0	7.0-8.5	8.5-10.0
1	Knowledge base of the teacher (as perceived by you)	0	0	15	85
2	Communication Skills (in terms of articulation and comprehensibility)	0	0	35	65
3	Sincerity / Commitment of the Teacher	0	0	20	80
4	Interest generated by the teacher	0	0	40	60
5	Ability to integrate course material with environment/other issues, to provide a broader perspective	0	0	35	65
6	Ability to integrate content with other courses	0	0	15	85
7	Accessibility of the teacher in and out of the class (includes availability of the teacher to motivate further study and discussion outside class)	0	0	35	65
8	Ability to design quizzes /Tests / assignments / examinations and projects to evaluate students understanding of the course	0	0	45	55
9	Provision of sufficient time for feedback	0	0	40	60
10	Overall rating	0	0	25	75

1 - 0-5.5 : Unsatisfactory
3- 7.0-8.5 : Good

2- 5.5-7.0 : Satisfactory
4- 8.5-10.0 : Very Good



Feathers
HEAD
P. G. Department of Electronics
Sardar Patel University
Vallabh Vidyanagar - 388 120.



Baharg
 HEAD
 P. G. Department of Electronics
 Sardar Patel University
 Vallabh Vidyanagar - 388 120.

**Department of Electronics
Sardar Patel University
Vallabh Vidyanagar-388001
Questionnaire No.II**

Teachers Name: Mr. P.B.Patel

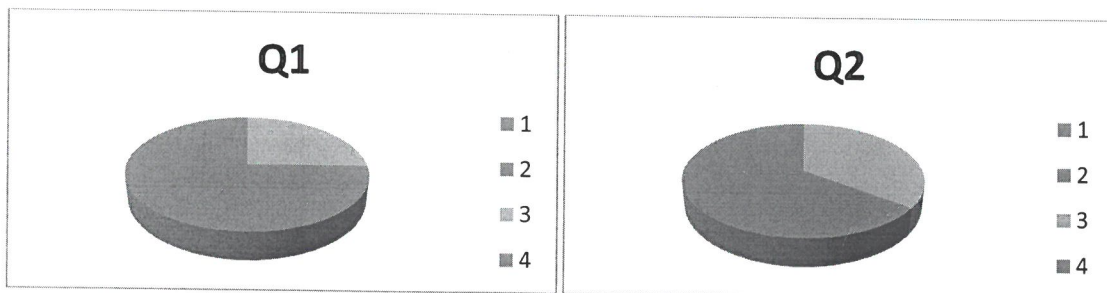
Year 2019-2020

0-5.5 : Unsatisfactory 5.5-7.0 : Satisfactory 7.0-8.5 : Good 8.5-10.0 : Very Good

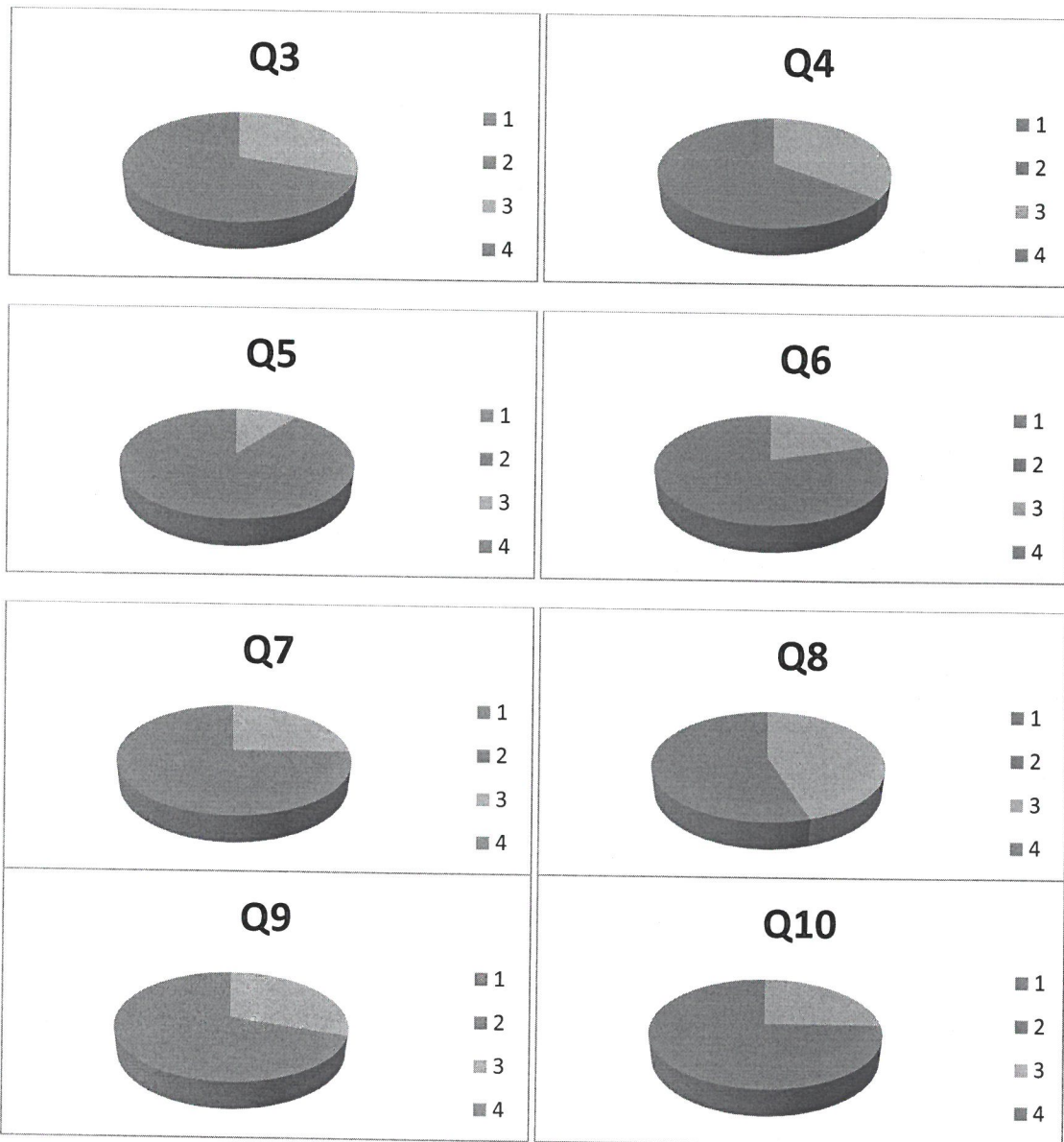
Sr.No.	Attributes	0-5.5	5.5-7.0	7.0-8.5	8.5-10.0
1	Knowledge base of the teacher (as perceived by you)	0	0	25	75
2	Communication Skills (in terms of articulation and comprehensibility)	0	0	35	65
3	Sincerity / Commitment of the Teacher	0	0	30	70
4	Interest generated by the teacher	0	0	35	65
5	Ability to integrate course material with environment/other issues, to provide a broader perspective	0	0	10	90
6	Ability to integrate content with other courses	0	0	20	80
7	Accessibility of the teacher in and out of the class (includes availability of the teacher to motivate further study and discussion outside class)	0	0	25	75
8	Ability to design quizzes /Tests / assignments / examinations and projects to evaluate students understanding of the course	0	0	45	55
9	Provision of sufficient time for feedback	0	0	30	70
10	Overall rating	0	0	25	75

1 - 0-5.5 : Unsatisfactory
3- 7.0-8.5 : Good

2- 5.5-7.0 : Satisfactory
4- 8.5-10.0 : Very Good



Bahera
HEAD
P. C. Department of Electronics
Sardar Patel University
Vallabh Vidyanagar - 388 120.



Sahar

HEAD
P. G. Department of Electronics
Sardar Patel University
Vallabh Vidyanagar - 388 120.

**Department of Electronics
Sardar Patel University
Vallabh Vidyanagar-388001
Questionnaire No.II**

Teachers Name: Dr. Shahera S..Patel

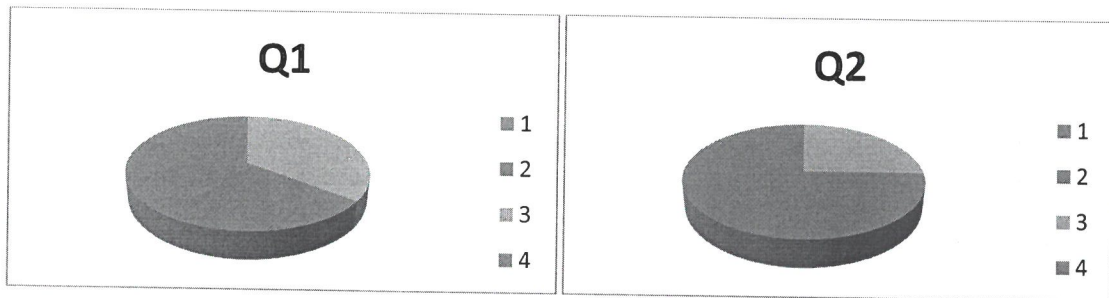
Year 2019-2020

0-5.5 : Unsatisfactory 5.5-7.0 : Satisfactory 7.0-8.5 : Good 8.5-10.0 : Very Good

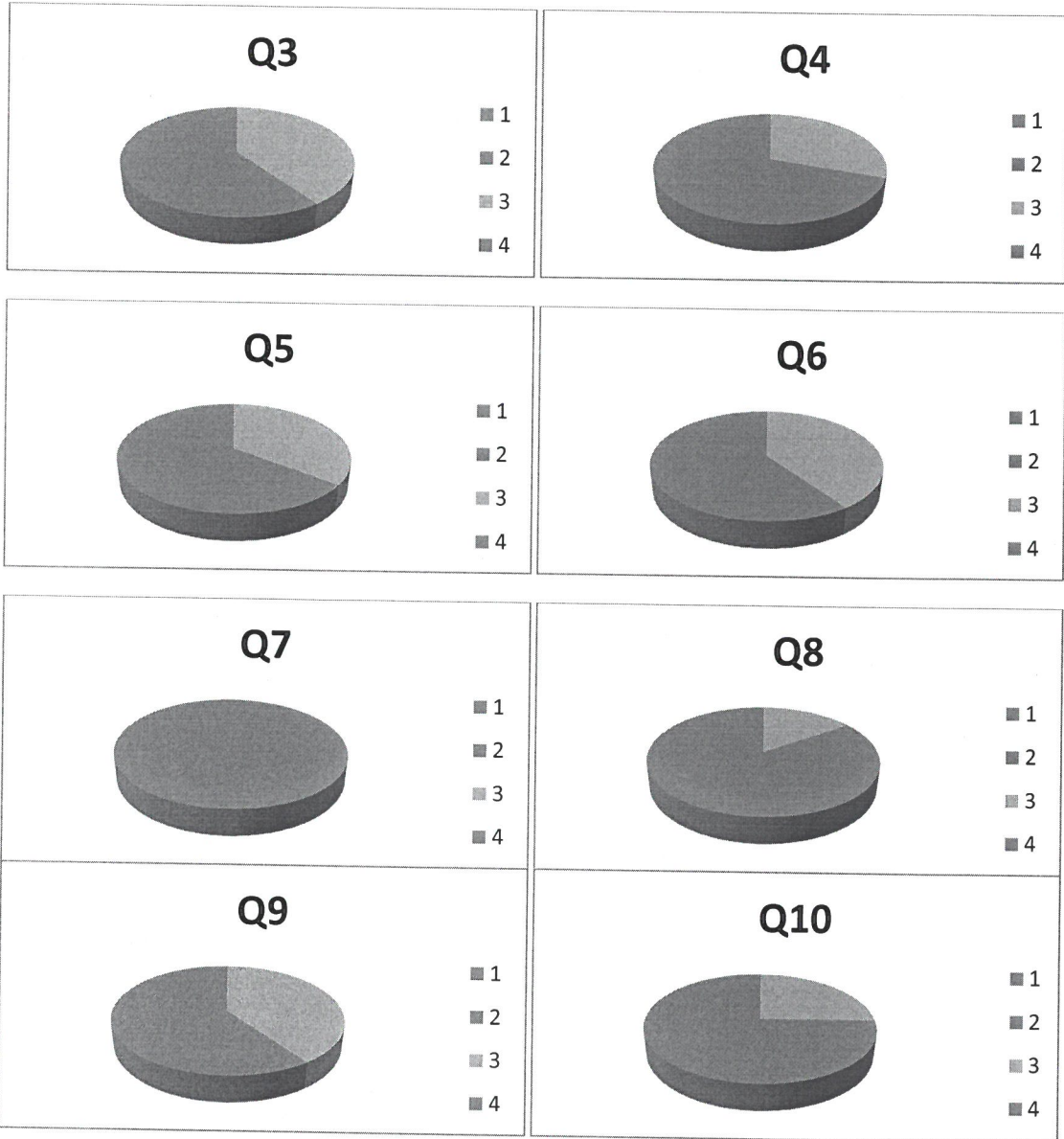
Sr.No.	Attributes	0-5.5	5.5-7.0	7.0-8.5	8.5-10.0
1	Knowledge base of the teacher (as perceived by you)	0	0	35	65
2	Communication Skills (in terms of articulation and comprehensibility)	0	0	25	75
3	Sincerity / Commitment of the Teacher	0	0	40	60
4	Interest generated by the teacher	0	0	30	70
5	Ability to integrate course material with environment/other issues, to provide a broader perspective	0	0	35	65
6	Ability to integrate content with other courses	0	0	40	60
7	Accessibility of the teacher in and out of the class (includes availability of the teacher to motivate further study and discussion outside class)	0	0	0	100
8	Ability to design quizzes /Tests / assignments / examinations and projects to evaluate students understanding of the course	0	0	15	85
9	Provision of sufficient time for feedback	0	0	40	60
10	Overall rating	0	0	25	75

1 - 0-5.5 : Unsatisfactory
3- 7.0-8.5 : Good

2- 5.5-7.0 : Satisfactory
4- 8.5-10.0 : Very Good



Shahera
HEAD
P. G. Department of Electronics
Sardar Patel University
Vallabh Vidyanagar - 388 120.



Baher

HEAD
 P. G. Department of Electronics
 Sardar Patel University
 Vallabh Vidyanagar - 388 120.

**Department of Electronics
Sardar Patel University
Vallabh Vidyanagar-388001
Questionnaire VI**

Rating of the Programme




(To be returned by them after the final examination results)

Programme : **M.Sc. (Electronics)**

Years : **2019-2020**

Department: **P.G.Department of Electronics**



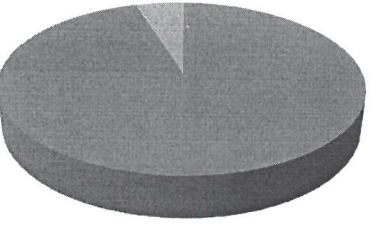

A: Very Good B: Good C: Satisfactory D: Below Threshold (All in percentage)


Sr.No.	Item	A	B	C	d
1	Academic content	55	35	10	0
Q1  <ul style="list-style-type: none"> ■ A ■ B ■ C ■ D 					
2	Usefulness of teaching materials	75	20	5	0
Q2  <ul style="list-style-type: none"> ■ A ■ B ■ C ■ D 					
3	Usefulness of study-groups in furthering learning	65	30	5	0
Q3  <ul style="list-style-type: none"> ■ A ■ B ■ C ■ D 					





Saharg

HEAD

P. G. Department of Electronics
Sardar Patel University
Vallabh Vidyanagar - 388 120.

4	Timeliness of practical work	75	10	15	0
<p style="text-align: center;">Q4</p>  <ul style="list-style-type: none"> ■ A ■ B ■ C ■ D 					
5	Educative value of mid-programme placement	0	65	35	0
<p style="text-align: center;">Q5</p>  <ul style="list-style-type: none"> ■ A ■ B ■ C ■ D 					
6	Offering and seeking helpful feedback	75	20	5	0
<p style="text-align: center;">Q6</p>  <ul style="list-style-type: none"> ■ A ■ B ■ C ■ D 					
7	Fairness of evaluation	75	20	5	0
<p style="text-align: center;">Q7</p>  <ul style="list-style-type: none"> ■ A ■ B ■ C ■ D 					

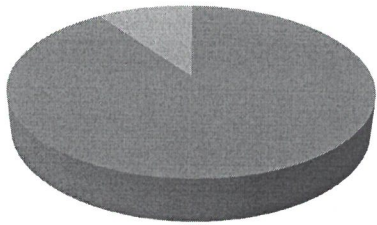


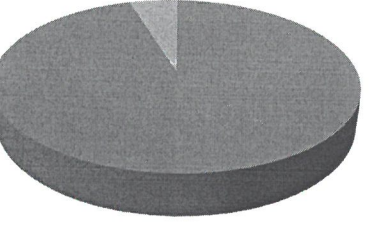

 P. G. Department of Electronics
 Sardar Patel University
 Vallabh Vidyanagar - 388 120.

8	Interaction with faculty	90	10	0	0
<p style="text-align: center;">Q8</p>  <ul style="list-style-type: none"> ■ A ■ B ■ C ■ D 					
9	Interaction with administration	55	40	5	0
<p style="text-align: center;">Q9</p>  <ul style="list-style-type: none"> ■ A ■ B ■ C ■ D 					
10	Library facilities	50	50	0	0
<p style="text-align: center;">Q10</p>  <ul style="list-style-type: none"> ■ A ■ B ■ C ■ D 					
11	Computer facilities	85	5	10	0
<p style="text-align: center;">Q11</p>  <ul style="list-style-type: none"> ■ A ■ B ■ C ■ D 					

Sahera

HEAD

P. G. Department of Electronics
Sardar Patel University
Vallabh Vidyanagar - 388 120.

12	Hostel facilities	90	0	10	0
Q12					
		<ul style="list-style-type: none"> ■ A ■ B ■ C ■ D 			
13	Recreational facilities	80	10	10	0
Q13					
		<ul style="list-style-type: none"> ■ A ■ B ■ C ■ D 			
14	Extra-curricular activities	75	15	10	0
Q14					
		<ul style="list-style-type: none"> ■ A ■ B ■ C ■ D 			
15	Sports facilities	50	45	5	0
Q15					
		<ul style="list-style-type: none"> ■ A ■ B ■ C ■ D 			

Bahera

HEAD
P. G. Department of Electronics
Sardar Patel University
Vallabh Vidyanagar - 388 120.

Action Taken Report (2017-18) :

The following is the action taken report based on the feedback and suggestions received from the students. The suggestions /feedback received on Learning Values, Content of the syllabus, Subject related skill and other issues

Feedback / Suggestions Received :

- (1) Requirement to enhance interest generated by teacher for skill development.
- (2) Exposure to the students for career opportunities.
- (3) Needs Continuous mentoring for exploring inter personality of the students.
- (4) Preparation for Interviews, Aptitude test.
- (5) Promotion of Self learning.

Action Taken :

Department has tried to implement above suggestions.

- (1) In depth syllabus was covered and correlated with current problems of the society to generate interest in the students.
- (2) Lectures on group discussions were arranged and addressed the problem of students.
- (3) Staff of the department regularly monitored the Students and were encouraged.
- (4) Subject related quiz were conducted regularly.
- (5) Extra material and information of various sources was provided.

Bahera
for HEAD
P. G. Department of Electronics
Sardar Patel University
Vallabh Vidyanagar - 388 120.

Action Taken Report (2018-19) :

The following is the action taken report based on the feedback and suggestions received from the students. The suggestions /feedback received on Curricular aspects, to Improve communication skill, Need to focus on Applied skills etc.

Feedback / Suggestions Received :

- (1) Requirement to improve Practical and applied skills
- (2) To enhance the skill of communication with respect to subjects and in general.
- (3) More emphasis on group discussion is required.
- (4) Relevance of additional library material.
- (5) Interaction with administrative staff.

Action Taken :

Department has tried to implement above suggestions.

- (1) Projects were assigned to the individual students so that they have more thorough understanding and practice of applied practical aspects.
- (2) Tried to improve the communication skills through seminar lectures.
- (3) Lectures on group discussions were arranged and addressed the problem of students.
- (4) Students were encouraged to use the library facility.
- (5) Through filling up various forms of exam, enrolment, scholarship etc. in department office, interaction of students with administrative staff was addressed.

Bahera
for HEAD
P. G. Department of Electronics
Sardar Patel University
Vallabh Vidyanagar - 388 120.

Action Taken Report (2019-20) :

The following is the report of the action taken against the feedback and suggestions received from the students. The suggestions/feedback were received on various aspects such as Infrastructural Facilities, Syllabus, learning Environment and other issues.

Feedback/ Suggetions Received :

- (1) More focus should be given to the students for skill and development.
- (2) Exposure to the students for job oriented courses.
- (3) Wi-Fi facility should be provided.
- (4) More Emphasis on group discussion is required.
- (5) Training to improve communication skill should be given.

Action Taken :

Department has tried to implement above suggestions.

- (1) Teachers are taking care to impart Practical Training in their respective subjects.
- (2) Group discussions were arranged regularly to make aware the students about various job oriented courses and improve their communication skill.
- (3) Internet facility was provided.
- (4) Regular assignments were given and tests were conducted to improve logical reasoning of the students.

Bahera
27/8/2021

HEAD

P. G. Department of Electronics
Sardar Patel University
Vallabh Vidyanagar - 388 120.

Action Taken Report (2020-21) :

The feedback collected are discussed in the staff meeting. The positive feedback received were appreciated and the suggestions required attentions were discussed in detail. The following is the report of the action taken against the feedback and suggestions received from the students based on various aspects.

Feedback/ Suggetions Received :

- (1) Exposure/Guidance to prepare for personal interview is needed.
- (2) How to develop entrepreneurial skill-Guidance should be provided.
- (3) Advanced practicals needs to be incorporated.
- (4) To keep MOCK Test for preparation of competitive exams
- (5) Communication with parents through parents meeting.
- (6) Regular counseling and mentoring for overall development.

Action Taken :

Department has tried to implement above suggestions.

- (1) Counseling and mentoring for overall development and Guidance for preparation of competitive exams were done.
- (2) Mock Test was arranged.
- (3) New advanced practicals were introduced.

Saheng
27/8/2021
HEAD

P. G. Department of Electronics
Sardar Patel University
Vallabh Vidyanagar - 388 120.