

Sardar Patel University (SPU)

MASTER OF INTERIOR DESIGN (MID)

Revised Course Proposal

Academic Year 2021-22 Onwards



CHAPTER:-A _____ RULES & REGULATION.

CHAPTER:-B _____ CRITERIA OF SUBJECTS HEAD.

CHAPTER:-C _____ TEACHING PLAN SEMESTER-1 TO 8.

CHAPTER:-D _____ DETAIL COURSE OUTLINE.

CHAPTER:-E _____ ANNEXURES.



Contains.....

❑ Chapter:-A Rules & Regulation.	Page No
MID 1. Admission Rules(Eligibility).	03
MID 2. Academic Schedule.	04
MID 3. Registration.	04
MID 4. Discipline.	04
MID 5. Stage Clearance.	05
MID 6. Attendance.	06
MID 7. Evaluation and Examination.	06
MID 8. Repeat Examination.	08
MID 9. Repeat Registration.	08
MID 10. Thesis	08
MID 11. Award of degree	09
❑ Chapter:-B Teaching Scheme & Credit system.	Page No
MID 12. First Year (Semester – 1 & 2)	10
MID 13. Second Year (Semester – 3 & 4)	11
❑ Chapter:-C Detailed Course Outline.	Page No
MID 14. First Year (Semester – 1 & 2)	12-20
MID 15. Second Year (Semester – 3 & 4)	21-25
❑ Chapter:-D Annexures	Page No
MID 16. Annexure-D-1 TO D-7 (Thesis-Semester –IV)	26-32
MID 17. Annexure-D-8 (Question Paper Weightage)	33

Chapter:-A Rules & Regulation.

MID 1. Admission Rules (Eligibility):

MID 1.0	<p>A. Minimum qualification/ requirement for opting the Program:</p> <p>B. 4Years Bachelors in Interior Design/ Design/ Bachelor of Architecture [with minimum 50% aggregate marks]</p> <p>C. 3Years Bachelors in Interior Design [with minimum 50% aggregate marks] / Design with minimum 2years field experience</p> <p>D. Transferred from any Masters in Interior Design from recognized University/ Design Program at higher level</p> <p>E. B.Arch./Diploma in Architecture (at par with Degree) approved by the Council of Architecture or its equivalent from a recognized University with minimum 50 % aggregate marks.</p>
MID 1.2	<p><u>WEIGHTAGES</u></p> <p>60% Entrance Test (30% weightage of Actual Portfolio + 30% weightage of Entrance Test Result) and 40% Bachelors in Interior Design/ Design/ Architecture Program (Aggregate)</p>
MID 1.3	<p>Admission to Master of Interior Design Program shall be on an interview and portfolio based.</p> <p>NRI / NRI Sponsored and other Categories candidates shall also appear in the entrance tests & interviews like other candidates, through Eligibility procedure of the University over and above candidates have to get Eligibility from the University.</p>
MID 1.4	<p>Higher level Admission, may be offered on availability of vacancies at respective Institute as under:</p> <p>A. A student seeking a transfer from 2 Years Masters of Interior Design/ Design/ Architecture is eligible to take admission to the same/ concern Semester.</p> <p>B. Candidates seeking Higher Level Admission shall have to appear for Interviews & any other test prescribed by concerned Institute along with their Transcripts & Portfolio of work done at the Institute he/she is coming from.</p> <p>C. In each case, the student will have to earn the credits of subjects not covered in the teaching scheme of the Institute/Course/ University, he or she is coming from.</p>

Chapter:-A Rules & Regulation.

MID 2. Academic schedule:

MID 2.0	Each Academic Year consists of two semesters. Every Semester except the First Semester of the 2-year MID program shall include a minimum of 16 week of teaching.
----------------	---

MID 3. Registration :

MID 3.1	A student admitted to Semester I must register for all courses in the semester as in the program of studies. For all subsequent semesters, a student must register for all courses prescribed in the Semester for which he/she is eligible.
MID 3.2	A student must have paid full fees, to be a bonafide student for the semester and he/she must be registered for all courses for which he/she is eligible. Only a bonafide student shall be entitled to facilities on and off the campus, concessions, introductions, etc.
MID 3.3	A student shall not be permitted to take time off more than 2 semesters consecutively for purposes of work experience, travel or medical issue, or for any other valid reason. A continuous break in studies beyond 2 semesters shall mean that the student status is forfeited and the student is required to apply for readmission.
MID 3.4	A student may be denied Registration if he/she has been debarred or suspended from studies due to disciplinary action taken by the School/College or the University.

MID 4. Discipline:

MID 4.1	High Standard of discipline is expected from all the students enrolled. A basic guideline of the code of conduct has been included in the agreement signed by the students & Parents/Guardians, at the time of admission/registration.
MID 4.2	Any non-observance of the laid down norms shall result in disciplinary/administrative action, including expulsion from the programs. Action will be considered based on gravity and line of action initiated by the School/College or the University.

Chapter:-A Rules & Regulation.

MID 5. Stage Clearance :

MID 5.1	A student at any time can carry a maximum of 10 credits backlog, except at Stage Clearance. A student having more than 10 credits backlog shall not be permitted to register for any subsequent Semester till he/she has reduced the total backlog to 10 or less credits.
MID 5.2	FIRST STAGE CLEARANCE: A student, at the end of first year must have cleared 50 out of 60 credits of First 2 semesters. This requirement must be fulfilled at the end of Semester II. A student not clearing 50 credits must repeat the First Year and clear all subjects in which he/she has failed. Full fees as applicable in the case of new registration shall be charged for the repeat year.
MID 5.3	SECOND STAGE CLEARANCE: A student at the end of the Semester III, must have cleared Studio-III and at least 87 out of 90 credits. A maximum backlog of 03 credits shall be permissible for registration to Semester IV.
MID 5.4	A student admitted at Higher Levels, through higher-level admissions, coming from other University or recognized colleges, shall be exempted from courses cleared successfully at the University or College he/she is coming from up to the level at which the student is admitted subject to eligibility by the University and course by course grant of exemption as decided by the Equivalence Committee. The details of Stage Clearance are summarized as under :

MASTER OF INTERIOR DESIGN

SEMESTER (FROM)	PERMISSIBLE CREDIT BACKLOG	SEMESTER (TO)
I	10 CREDITS	II
II	10 CREDITS 1 ST STAGE CLEARANCE	III
III	03 CREDITS 2 ND STAGE CLEARANCE	IV

SUPPLEMENTARY EXAM AND THEORY PAPERS IN FINAL SEMESTER

Chapter:-A Rules & Regulation.

MID 6. Attendance Rules:

MID 6.1	A student is expected to attend Studios, Workshops and Lectures regularly at all scheduled times. Minimum attendance requirement is 80% of the total classes held in a Program. A student not having the required minimum attendance and a minimum 40% internal assessment in any course shall be declared non eligible (NE) to take the University Examination in that particular course. The decision of the University shall be treated as final in this matter.
MID 6.2	In the event of serious illness, a student may be permitted to have a minimum attendance of 60% of the total classes held in a course in consultation with the Principal/ Director of the concerned College.
MID 6.3	Continuous absence without a valid reason for more than 6 weeks shall be deemed as discontinuation of that semester. If a student wishes to continue in the School/College, he/she may seek fresh Registration in the same semester in the next Academic Year.

MID 7. Evaluation & Examinations :

MID 7.1	All subjects are evaluated by regular assessment of the Term-work during the semester and the end - term written Examination / JURY/ Crit or Viva by the University. The following pattern shall be followed for Studio, Theory and Workshop/ Seminar courses respectively.
	A STUDIO /THESIS : STUDIO: A. 40 % - Periodic Assessment of Term Work by concerned faculty (including Time problems during the semester). B. 50 % - End-term Jury/Viva/Exam evaluated by panel of Jury appointed by University at respective Institute. THEORY: A. 40 % - Continuing Assessment in the form of quizzes, papers assignments and/or mid-term examination by concerned faculty. B. 50 % -End-term written examination necessarily set and evaluated by the University. WORKSHOP/SEMINAR: A. 100% Internal Marking B. 40% Continuing Evaluation of Term Work / Assignment/ Session presentation, etc. by concerned faculty. C. 50% End-term exam/submission/report or viva or both by a team of examiners comprising of Faculty and an External Examiner.

Chapter:-A Rules & Regulation.

MID 7.2	The minimum level for passing and obtaining credits is 50% subject wise. Minimum passing percentage in Internals/ Continual Assessment is 40% and in external University Examination (Theory/ Studio) is 50%. Passing in both the heads (Internal and External) is mandatory to earn full credits of the subject. The rules for Condemnation and promotion shall be as per Ordinances laid down by University.
MID 7.3	GRACING: As per University Norms total (internal exam + external Exam) of 10% (Percentage) Marks Gracing shall be permissible at the External University Examination Gracing or Grace Marks is the prerogative of the Examiner and cannot be cleared as a matter of right. Examiners may / may not grace but and shall apply the same to all the students alike.
MID 7.4	For award of Class in the Final Year (Semester III and VI), the following standards shall be applicable to the total marks earned in courses of Semester III and VI.

THE STANDARD CLASSIFICATION OF SHALL BE APPLICABLE AS PER BELOW TABLE

SR. NO	AWARD CLASSIFICATION STANDARD	PERCENTAGE OF RESULTS
01	DISTINCTION	66% AND ABOVE
02	FIRST CLASS	60% AND ABOVE
03	SECOND CLASS	50% AND ABOVE
04	PASS CLASS	45% AND ABOVE

MID 7.5	Exemption for head of passing in any subject is 50% and above (applicable for repeat year/semester).
MID 7.6	A student may apply for rechecking / reassessment as per rules of the University if the results of any course is felt to be unfair or erroneous.

Chapter:-A Rules & Regulation.

MID 8. Repeat Examination:

MID 8.1	It is a student's responsibility to seek information/advice regarding a repeat Examination. As per SP university notification for every academic semester and year.
MID 8.2	Students who have failed in any subject in either Teamwork or Examination or both in any subject in Regular Examination shall appear for the A.T.K.T. examination at the end of Semester. The Term work for that course must be done again before the Repeat Examination under the guidance by concerned faculty/Examiner.
MID 8.3	The Student must have followed all the exam enrolment formalities as per University Examination Rules.

MID 9. Repeat Registration:

MID 9.1	A student who fails to clear Term-work and/or internal assessment of a course as per MID. 6.0 and 7.0 shall have to register for the course and repeat it fully in a subsequent semester. In such cases, none of the marks/ credits earned earlier shall be carried over.
MID 9.2	A student must make a written application for re- registration to a particular course/s. If there are more than ten students repeating a particular course, the School/College may at its discretion make arrangement for the students to attend classes.
MID 9.3	A student coming from other University / Institute/ College who has to obtain the remaining credits as per MID. 5.4 may be offered such courses in the institution at the discretion of the University on recommendation of Principal / Director of the School / College on completion of following the procedure laid down by University.

MID 10. Thesis

MID 10.1	A student who has completed Studio - III and the Thesis Orientation course in IVth semester is eligible to register for Thesis Programme.
MID 10.2	The maximum permissible backlogs of credits for Registration in IV th. Semester are 02 credits only. These credits must accrue from courses of the even semester so that it would be possible for the student to clear the backlog concurrently with the Thesis.

Chapter:-A Rules & Regulation.

MID 10.3	The Institute offers a choice between a Research / Design Thesis. A student must identify a topic and submit a proposal to the committee / faculty in charge of Thesis by the last week of III rd semester. This proposal must state topic, Introduction to topic, aim, objectives, methodology or criteria of study, identified case studies (if any), Site identification, design intentions. Such proposals may be reformulated and resubmitted at the time of Registration in the IV th Semester.
MID 10.4	The proposals submitted at the time of registration must be signed by a Guide approved by the institute, who must have at least TEN Years work experience or TEN years teaching experience, preferably in study. The Acceptance Form duly signed by Certificate from the Guide in the prescribed format must be attached. Guide will be allotted to students from the institute based on the topic, compatibility of student / guide / etc.
MID 10.5	A student must register for Thesis semester with 3 copies of the proposal on A4 Size papers with topic, name, ID No., the Name of the Guide, and his / her acceptance letter at the respective Institute.
MID 10.6	After the proposal has been submitted, a student shall not be permitted to change the topic of Thesis substantially without prior permission of the Thesis Committee.
MID 10.7	The detailed structure, schedule of dates for Class/ reviews / submission for that year and Guidelines for the Thesis Programme as revised from time to time shall be given to the student at the time of Registration in IV th Semester.
MID 10.8	The completed Thesis Report / Drawing & Model work shall be accepted for evaluation only when the student has cleared all the 102 credits (including 02 credits from RSP) up to 4 th semester. The format for submission and the pattern of evaluation shall be as specified in the Guidelines for Thesis work given to the student at time of Registration in IV th Semester.

MID 11. Award of Degree:

MID 11.1	A student will be awarded the degree in Master of Interior Design (M.I.D) after successful completion of the Two Year Program of study by the Sardar Patel University on the recommendation of the Senate of the University.
MID 11.2	Awarded Degree by Sardar Patel University is strictly based on SARDAR PATEL UNIVERSITY rules and guideline on the recommendation of the Senate of the University.



SARDAR PATEL UNIVERSITY
TEACHING SCHEME FOR THE DEGREE OF MASTER OF INTERIOR DESIGN (MID)
(EFFECTIVE FROM ACADEMIC YEAR 2021 - 2022 ONWARDS)

FIRST SEMESTER OF FIRST YEAR MASTER IN INTERIOR DESIGN (MID) (FROM 2021 BATCH)

SR. NO.	COURSE CODE	NAME OF COURSE	THEORY / JURY/VIVA/ PRACTICAL/ ONLY INTERNAL	CREDITS	CONTACT HR. / WEEK	EXAM DURATION, IN HRS.	COMP. OF MARKS		
							INTERNAL	EXTERNAL	TOTAL
							TOTAL PASSING	TOTAL PASSING	TOTAL PASSING
1	MID-011	RESEARCH AND DESIGN STUDIO -I (USER CENTRIC DESIGN EXHIBITION SPACES / INFILL SPACES)	Jury / Viva	12	12	Jury / Viva	20 /50	25/ 50	45/100
2	MID-012	FURNITURE DESIGN-I	Jury / Viva	4	6	Jury / Viva	20 /50	25/ 50	45/100
3	MID-013	INDIAN HISTORY OF ART AND VISUAL CULTURE	Theory	3	3	2	20 /50	25/ 50	45/100
4	MID-014	CONSERVATION THEORY	Theory	2	2	2	20 /50	25/ 50	45/100
5	MID-015	ADVANCE DIGITAL TECHNOLOGY-I	Jury/Practical	3	3	Practical	20 /50	25/ 50	45/100
6	MID-016	ADVANCE CONSTRUCTION AND SERVICES	Theory	3	6	3	20 /50	25/ 50	45/100
7	MID-017	ELECTIVES -I	ONLY INTERNAL	3	4	Int. Assessment submission	45/100	---	45/100
				30	36				

Note :

A student at any time can carry a maximum of 10 credits backlog, except at Stage Clearance. A student having more than 10 credits backlog shall not be permitted to register for any subsequent Semester till he/she has reduced the total backlog to 10 or less credits.


I/C, Principal
 Arvindbhai Patel Institute of
 Environmental Design
 Vallabh Vidyanagar-388120

**SARDAR PATEL UNIVERSITY****TEACHING SCHEME FOR THE DEGREE OF MASTER OF INTERIOR DESIGN (MID)****(EFFECTIVE FROM ACADEMIC YEAR 2021 - 2022 ONWARDS)****SECOND SEMESTER OF FIRST YEAR MASTER IN INTERIOR DESIGN (MID) (FROM 2021 BATCH)**

SR. NO.	COURSE CODE	NAME OF COURSE	THEORY / JURY/VIVA/ PRACTICAL/ ONLY INTERNAL	CREDITS	CONTACT HR. / WEEK	EXAM DURATION, IN HRS.	COMP. OF MARKS		
							INTERNAL	EXTERNAL	TOTAL
							TOTAL PASSING	TOTAL PASSING	TOTAL PASSING
1	MID-021	RESEARCH AND DESIGN STUDIO - II (CONSERVATION /URBAN BASED)	Jury/Practical	15	16	Jury / Viva	20 /50	25/ 50	45/100
2	MID-022	FURNITURE DESIGN - II	Jury/Practical	4	6	Jury / Viva	20 /50	25/ 50	45/100
3	MID-023	ADVANCED DIGITAL TECHNOLOGY - II	Jury/Practical	3	3	Jury / Viva	20 /50	25/ 50	45/100
4	MID-024	CRITICISM AND THEORY OF INTERIOR DESIGN	Theory	2	2	2	20 /50	25/ 50	45/100
5	MID-025	RESEARCH METHODS IN DESIGN	Theory	3	4	2	20 /50	25/ 50	45/100
6	MID-026	ELECTIVES - II	Practical	3	5	Int. Assessment submission	45 / 100	---	45/100
				30	36				

Note:**FIRST STAGE CLEARANCE:**

A student, at the end of first year must have cleared 50 out of 60 credits of First 2 semesters. This requirement must be fulfilled at the end of Semester II. A student not clearing 50 credits must repeat the First Year and clear all subjects in which he/she has failed. Full fees as applicable in the case of new registration shall be charged for the repeat year.


I/C, Principal
Arvindbhai Patel Institute of
Environmental Design
Vallabh Vidyanagar-388120



SARDAR PATEL UNIVERSITY
TEACHING SCHEME FOR THE DEGREE OF MASTER OF INTERIOR DESIGN (MID)
(EFFECTIVE FROM ACADEMIC YEAR 2021 - 2022 ONWARDS)
THIRD SEMESTER OF SECOND YEAR MASTER IN INTERIOR DESIGN (MID) (FROM 2021 BATCH)

SR. NO.	COURSE CODE	NAME OF COURSE	THEORY / JURY/VIVA/ PRACTICAL/ ONLY INTERNAL	CREDITS	CONTACT HR. / WEEK	EXAM DURATION, IN HRS.	COMP. OF MARKS		
							INTERNAL	EXTERNAL	TOTAL
							TOTAL PASSING	TOTAL PASSING	TOTAL PASSING
1	MID-031	DESIGN STUDIO -III (OUTSIDE - IN, INSIDE-OUT: DESIGNING SERVICES WITHIN LEARNING SPACE)	Jury / Viva	16	21	Jury / Viva	20 /50	25/ 50	45/100
2	MID-032	THEORY OF AESTHETIC	Theory	3	3	2	20 /50	25/ 50	45/100
3	MID-033	THESIS ORIENTATION	Jury / Viva	6	6	Jury / Viva	20 /50	25/ 50	45/100
4	MID-034	ENVIRONMENTAL DESIGN FOR INERIOIS	Theory	2	2	2	20 /50	25/ 50	45/100
5	MID-035	ELECTIVE - III	ONLY INTERNAL	3	4	Int. Assessment submission	45 / 100	---	45/100
				30	36				

Note:

SECOND STAGE CLEARANCE: A student, at the end of semester III, must have cleared studio-III and at least 87 out of 90 credits.

A maximum backlog of 03 credits shall be permissible for registration to Semester IV.

I/C, Pnnicipal
 Arvindbhai Patel Institute of
 Environmental Design
 Vallabh Vidyanagar-388120



SARDAR PATEL UNIVERSITY
TEACHING SCHEME FOR THE DEGREE OF MASTER OF INTERIOR DESIGN (MID)
(EFFECTIVE FROM ACADEMIC YEAR 2021 - 2022 ONWARDS)
FOURTH SEMESTER OF SECOND YEAR MASTER IN INTERIOR DESIGN (MID) (FROM 2021 BATCH)

SR. NO.	COURSE CODE	NAME OF COURSE	THEORY / JURY/VIVA/ PRACTICAL/ ONLY INTERNAL	CREDITS	CONTACT HR. / WEEK	EXAM DURATION, IN HRS.	COMP. OF MARKS		
							INTERNAL	EXTERNAL	TOTAL
							TOTAL PASSING	TOTAL PASSING	TOTAL PASSING
1	MID-041	THESIS (RESEARCH & DESIGN)	Jury / Viva	22	28	Jury / Viva	20 /50	25/ 50	45/100
2	MID-042	INTERIOR PROJECT MANAGEMENT	Theory	4	4	2	20 /50	25/ 50	45/100
3	MID-043	ELECTIVE -IV	ONLY INTERNAL	4	4	Int. Assessment submission	45/100	---	45/100
				30	36				

Note:

A Student to register for the award of the master's degree must have cleared the prescribed credits of 120 out of 120 Credits up to Semester-IV.

Students to be eligible for the award of the Master's Degree should have cleared fully, all the credits (Core + Elective) and all non-credit programmes of the respective Institute.

I/C, Principal
Arvindbhai Patel Institute of
Environmental Design
Vallabh Vidyanagar-388120

Chapter:-C Detailed Course Outline.

MID 14. FIRST YEAR - SEMESTER - I

MID - 011 RESEARCH AND DESIGN STUDIO-1 (USER CENTRIC DESIGN EXHIBITION SPACES/INFILL SPACES):

(L:- 2 , S:- 10 , W:- 0 Total Hrs.:- 12 , Credit:- 12)

EMPHASIS:

- Emotion, Expression and Experience in Interior space
- Exhibition Spaces / stalls / pavilions / kiosks / creative corners / Tectonic design concerns

10 KEY PRINCIPLES OF USER CENTERED DESIGN

1. Design for the users and their tasks.
2. Maintain consistency.
3. Use simple and natural dialogue.
4. Reduce unnecessary mental effort by the user.
5. Provide adequate feedback.
6. Provide adequate navigation mechanisms.
7. Let the user take charge.
8. Present information clearly.
9. Offer Assistance.
10. Error-free.

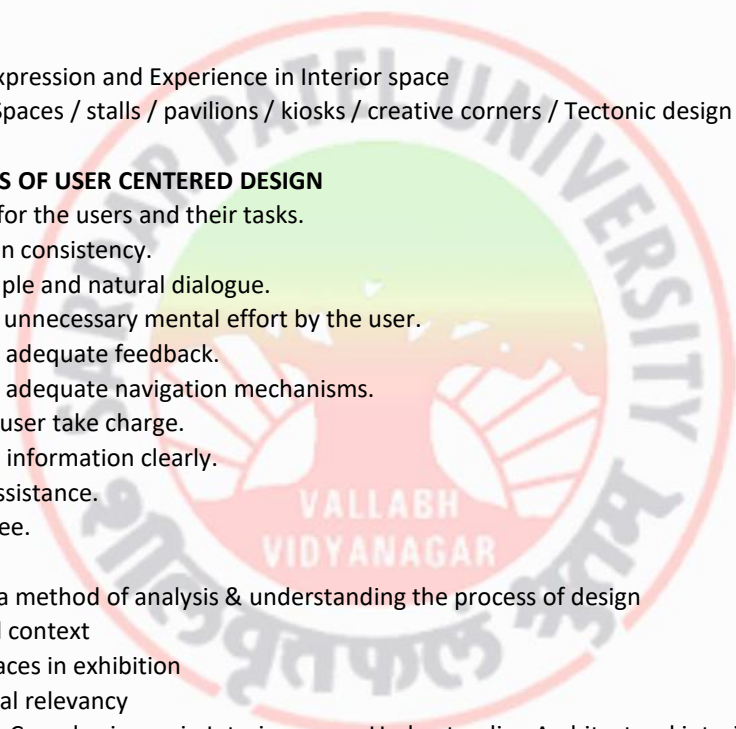
CONTENTS:

- Evolving a method of analysis & understanding the process of design
- Historical context
- Social spaces in exhibition
- Contextual relevancy
- Resolving Complex issues in Interior space; Understanding Architectural interior spaces
- Understanding & implementing a Design Language

COURSE OUTCOMES:

Upon successful completion of this course, students will be able to:

- CO.1 :** Design and deliver a small exhibition including exhibition planning, community liaison, research techniques, installation, and texts related to exhibitions.
- CO.2 :** Apply interdisciplinary problem-solving skills as they relate to exhibition development.
- CO.3 :** Implement appropriate consultation methods and develop working relationships with a diverse range of stakeholders.
- CO.4 :** Contribute to the design of exhibitions for a diverse range of venues (which may include traveling and online exhibitions) and audiences.



**MID-012 FURNITURE DESIGN - I (DESIGN INNOVATION, STRATEGY AND PRODUCT)
(L:- 2 , S:- 4 , W:- 0 Total Hrs.:- 6 , Credit:- 4)****EMPHASIS:**

- Design thinking and need of identifications
- Interface of design and design language
- Journey from Handmade to machine made
- Layering of simple products towards contemporary uses.

CONTENTS:

- To approach problem solving by facing consumers and clients' needs in a design process.
- To examine different production systems
- UX [User experience] design process for concept
- Turn the empathy map into a poster.
- Diary study
- Component standardization – Product performance
- Prototype, Reviewing and Refining

COURSE OUTCOMES:

Upon successful completion of this course, students will be able to

- CO.1 :** Apply creative process techniques in synthesizing information, problem-solving and critical Thinking.
- CO.2 :** Demonstrate and employ hand drawing and drafting principles to convey concepts.
- CO.3 :** Use basic fabrication methods to build prototype models for hard-goods and soft-goods and packaging.

**MID-013 INDIAN HISTORY OF ART AND VISUAL CULTURE
(L:- 3 , S:- 0 , W:- 0 Total Hrs.:- 3 , Credit:- 3)****EMPHASIS:**

- Art and Community: Arts Professions and Community Engagement
- Thematic Approach to Visual Cultures of India
- Independent Field Study
- Hands on process with regional community contacts

CONTENTS:

- Independent Field Study
- Introduction to Visual Studies Method Examines research methods and approaches in a variety of materials, cultures, periods, and subjects that are relevant in the discipline of visual studies. Discussions focus on research and readings by history of art and visual culture faculty who share practices, experiences, and advice.
- Grant Writing in Visual Studies Devoted to grant-writing. Students work on composing and peer-reviewing research proposals, personal statements, bibliographies, and writing samples. Readings include literature on grant-writing and scholarly writing in the humanities.
- Photography and History Investigates the complex relationship between photography and history. Considers the evolving perceptions of photography's capacity to capture reality, the discursive means by which photographic "truths" are produced, and the utility of photographs as primary evidence.
- Concussion and proposal of overall study

MID 14. FIRST YEAR - SEMESTER - I

COURSE OUTCOMES:

Upon successful completion of this course, students will be able to

- CO.1 : have a fair knowledge about the prehistory, proto history and the sources of Ancient Indian History.
- CO.2 : learn the changes in political, social, economic and cultural scenario happening during this chronological span. It will also teach them how to study sources to the changing historical processes.
- CO.3 : to understand abstract concepts of society and economy.
- CO.4 : be familiar with major trends in writing the religious history of India from Pre Indus to the Puranic traditions.
- CO.5 : appreciate the ancient aesthetics and knowledge of construction, and also stimulate interest to know the subject in detail.
- CO.6 : have a comprehensive understanding of the development of science and technology in different fields in ancient India.
- CO.7 : appreciate the ancient wisdom of building and art and understand the continuity of the same heritage.

MID-014 CONSERVATION THEORY (L:- 2 , S:- 0 , W:- 0 Total Hrs.:- 2 , Credit:- 2)

EMPHASIS:

- Conservation of historical interiors & buildings; main emphasis on the philosophy and practices of adaptive reuse for historic properties.
- Thinking critically about the present and future of historic buildings.

CONTENTS:

- What is heritage, importance & significance of heritage properties, the notions of 'value' and 'significance' associated with historic fabric. What is a historic interior space?
- The concepts of tangible, intangible and living heritage and debate about the future of the past.
- The various conservation approaches to address the conversion of historic buildings for contemporary uses. Significance of adaptive reuse of heritage spaces and how it can be done.
- Case studies from India and abroad.
- Modification /up gradation of historic interior spaces for adaptive reuse without compromising the values and significance of the place. Addressing the challenges of conservation economics.
- The challenges of introducing modern facilities and amenities in a historic property.
- Field visits through the historic quarters to illustrate this broader understanding and conservation of heritage spaces.

COURSE OUTCOMES:

Upon successful completion of this course, students will be able to

- CO.1 : recognition and protection of the historic environment to gain awareness
- CO.2 : Understands the techniques and the theoretical frame which are essential for preparing the documentation work besides the restoration projects of the cultural heritage.
- CO.3 : Improves the critical point of view using the examples.
- CO.4 : Realizes the necessity of sustainable design: sustainability in architecture and urban design decisions and areas of natural and culturally significant buildings, including the artificial protection of resources and the creation of healthy buildings and settlements
- CO.5 : Realizes the responsibilities of legislation aspects.
- CO.6 : Evaluates the theory of the conservation within the consistency of the ethics of the Architectural/Interior profession.

MID-015 ADVANCE DIGITAL TECHNOLOGY-I :
(L:- 1 , S:- 0 , W:- 2 Total Hrs.:- 3 , Credit:- 3)**EMPHASIS:**

- Learning to be familiar with various units of a Computer System assembly.
- Learning different graphical representative software's like MS Office, Corel, Revit, Sketch up Photoshop Etc.

CONTENTS:

- Fundamentals of Computer, Terms used, Operating Systems - WINDOWS & other.
- Terminology of Windows, creating icons, shortcut key. File Manager in windows.
- Introduction to M.S. Office Software as a tool for word-processing, spreadsheet, charts (line, bar, and pie charts).
- Presentation by MS Office packages, Corel, Photoshop etc...
- Advanced Computer Aided Design Drawing Using Different tools of software's.

COURSE OUTCOMES:

Upon successful completion of this course, students will be able to

- CO.1 :** gain knowledge of operating systems: Windows, Unix, Linux etc. and brief description of various Hardware and software used in design.
- CO.2 :** Learn 3D objects through software like Illustrator and Photoshop to create, edit, collaborate and present the projects
- CO.3 :** Use of software to enhance the presentation skills and 3d visualization through software like PowerPoint, Google Slides etc.
- CO.4 :** design and assemble digital presentation boards using appropriate software.
- CO.5 :** Apply proper computer software to complete projects.
- CO.6 :** demonstrate craftsmanship skills in the drawing presentation of a space.

MID-016 ADVANCE CONSTRUCTION AND SERVICES**(L:- 2 , S:- 4 , W:- 0 Total Hrs.:- 6 , Credit:- 3)****EMPHASIS:**

- Understanding of integrated building management system & integration of existing systems into it.
- Understanding for vernacular, contemporary and futuristic technologies and materials for interior design.
- Temporary structure system

CONTENTS:

- IBMS: Design parameters, understanding of IBMS & its integration within the design language
- Implications of IBMS on interior layouts, relevant provisions of N.B.C.
- Methods and equipment, (addressable equipment & its integration)
- CCTV, alarms & sensors, VESDA, Fire detection & suppression, Gas supply & discharge
- Elevators & Escalators: Definition, application, location & arrangement, equipment understanding.
- Understanding temporary structures used in Interior:
 1. Temporary Structures
 2. Cable Structures / catenary
 3. Fabric Structures
 4. Geodesic domes
 5. Pneumatic Structures
 6. Structural elements needed to support the above structures

COURSE OUTCOMES:

Upon successful completion of this course, students will be able to

- CO 1 :** Learn various alternative green materials and its construction techniques in congruence with energy concerns
- CO 2 :** Evaluate and analyze energy consumption in buildings and suggest measures to modify it.
- CO 3 :** Conserving natural resources and learn innovative/advanced Materials & Construction Techniques to create healthy environments
- CO 4 :** Learn the contemporary needs of the society and the role of spaces will be dealt along with the need for design control.
- CO 5 :** Apply principles of lighting, acoustics, thermal comfort, and indoor air quality as required to enhance the health, safety, welfare, and performance of building occupants.

**MID-017 ELECTIVES –I PROFESSIONAL ELECTIVE AND OPEN ELECTIVE)
(L:- 1 , S:- 3 , W:- 0 Total Hrs.:- 4 , Credit:- 3)****EMPHASIS:**

- Electives are a basket of subjects, which have been identified as per necessary for the overall development of the personality, knowledge and understanding of the student. Through this, the student will be exposed to a hands-on, applied format of inquiry, which would help the student appreciate the core principles of the particular branch of study and correlate that understanding with the student's environment and work. .

CONTENTS:

- Students may register for any one of the offered courses for the semester. Number of courses will depend on availabilities of experts for that subject.

LIST OF ELECTIVES

1. Graphic communication & signage
2. Communication
3. Critical Thinking
4. Design Thinking
5. Creative Writing/Story Telling
6. Poetry
7. Film Appreciation
8. Theatre/Dance/ Choreography/ Music
9. Sustainability Studies
10. Lighting

COURSE OUTCOMES:**Upon successful completion of this course, students will be able to**

- CO 1 : learn at their own pace, having more scope of learning to enhance their skills, taking up case studies, projects and assignments, vocational training including entrepreneurship.
- CO 2 : engaged in insightful learning experiences.
- CO 3 : choice of interdisciplinary/ open electives which will offer an opportunity to broaden their skills and pursue interests outside of their major fields.
- CO 4 : recognize the significant societal challenges including health, energy, food, climate, and water etc.
- CO 5 : learn and interacting people of different discipline will increase the social networking and improve the learning and job opportunities.
- CO 6 : gain a composite view of the social enterprise and the needed institutional framework, develop their perception of the process of change, improve their ability to identify and prioritize the needs of different segments of communities and to analyze the problems of change and development which they are likely to face in future.

MID 14. FIRST YEAR - SEMESTER - II

MID-021 RESEARCH AND DESIGN STUDIO – II (CONSERVATION / URBAN BASED) (L:- 4 , S:- 12 , W:- 0 Total Hrs.:- 16 , Credit:- 15)

AIM : BASIC UNDERSTANDING OF INTERIOR SPACES WITH SKETCHES AND MEASURE DRAWING

EMPHASIS:

- Reprocess, Repurpose, Regenerate - Adaptive reuse studio.
- Assess students' sustainability consciousness and knowledge of environmental issues with regard to their application in indoor creation.
- Assess students' perception of the adaptive reuse concept and their ability to identify the main benefits of re-implementation of reclaimed or salvaged building materials and products into a building's internal environment.
- Encourage students to indicate the main determinants of any reluctance towards acceptance of adaptive reuse as a valuable sustainable interior design method.
- Indicate reasons for rejecting this adaptive reuse procedure's priority in the interior design model.
- Recognize the adaptive reuse concept as an essential environmental consciousness indicator, sustainable design criterion, as well as design method enabling the sustainable interconnectedness of natural and built environments.

CONTENTS:

- Adaptive reuse with multiple approaches with reference to conservation theory (in relation to MID IC_014 conservation)
- Streetscape, futuristic design approach
- Thorough understanding of a live conversation project via digital presentation or relative study program to understand the sensitivity, textures, materials, conservation techniques, sequence of work etc.
- Equal weightage to research and design aspects.
- Preferably, a proposed project shall be taken up or projects which can be proposed and considered seriously by the relevant authorities, so to achieve the goal of a real field experience and the obstructions etc.

COURSE OUTCOMES:

Upon successful completion of this course, students will be able to

- CO 1 : Demonstrate high quality communication, representation and visual skills appropriate to conservation projects, including written, verbal, graphical and model-based presentation.
- CO 2 : adopt a clear aesthetic, theoretical and technological framework for interior studies in order to engage in this subject in the design field.
- CO 3 : investigate different aspects of design interventions in the built environment.
- CO 4 : develop design strategies that recognize the importance of social and environmental responsibility.
- CO 5 : assess the spatial transformation capabilities of an existing structure.
- CO 6 : formulate an original design concept based on research and evaluate, develop, present and advocate coherent design propositions.

MID-022 FURNITURE DESIGN-II (DESIGN_INNOVATION, STRATEGY AND PRODUCT) (L:- 2 , S:- 4 , W:- 0 Total Hrs.:- 6 , Credit:- 4)

EMPHASIS:

- Industrial design with mass production
- People, Process & Technology
- This course looks at the intersection of 3 concepts that define the field, practice, and pedagogy of Interior Design
- Interior in Motion

MID 14. FIRST YEAR - SEMESTER - II

DESIGN ISSUES:

- Design Definitions and Design Spectrum
- Product Attributes – Function and Emotion
- Product configurations and Component relationships (component Matrix)
- Introduction to Design Research
- Product Analysis – Diachronic, Synchronic
- Understanding and Analyzing contexts, parallel situations, future situations
- Understanding modularity and modular systems – 3D lattice and structures
- Design of Modular System – abstract design
- Process of conception and its documentation

COURSE OUTCOMES:

Upon successful completion of this course, students will be able to

- CO 1 : Frame, research and analyze an innovation context to understand the related systems and dynamics
- CO 2 : Induct, deduct, and abduct innovation opportunities that align with value criteria and framed objectives
- CO 3 : Envision and visualize valuable potential as future user experience(s) in appropriate market context
- CO 4 : Define products and services as clear business models with market context
- CO 5 : Consistently create original, appropriate, aesthetically attractive, and desirable artifacts and user experiences

MID-023 ADVANCE DIGITAL TECHNOLOGY-II (L:- 1 , S:- 0 , W:- 2 Total Hrs.:- 3 , Credit:- 3)

EMPHASIS:

- Understanding different software advance tools like lighting, material application to enhance as design tool for interior spaces.
- Explore 3-dimensional approach in various softwares and prepare actual presentation render drawing using different digital tool.

CONTENTS:

- Explore them for various 3d software as design tool.
- Explore towards parametric design software with 3d stimulation.
- Explore with lighting & environment tools to enhancing and creating interior ambient with digital tools.
- Using various software like Riano Graphics, 3d max, Maya, Autodesk Products, BIM etc... to learn climatically responsive and functional interior spaces.
- Understanding and explore toward integration of different software and prepare – 2D -& 3D compositional and prepare presentation drawing with using various graphical software's.

COURSE OUTCOMES:

Upon successful completion of this course, students will be able to

- CO 1 : Visualize building Interiors/ transform sketches and 2-dimensional CAD drawings to 3D render.
- CO 2 : 3 dimensional building interior models and walkthrough.
- CO 2. Execute photo realistic rendering of the building project.
- CO 3. Light three-dimensional interior spaces including furniture, lighting, and background.
- CO 4. Evaluate software for effectiveness in drawing appropriate models and environments for rendering and will successfully assemble a construction document set accurately based industry standards.
- CO 5. Students will effectively demonstrate craftsmanship skills through implementing the proper CAD graphic standards.

MID 14. FIRST YEAR - SEMESTER - II

MID-024 CRITICISM AND THEORY OF INTERIOR DESIGN

(L: - 2 , S:- 0 , W:- 0 Total Hrs.:- 2, Credit:- 2)

EMPHASIS:

- Interior Design Investigations: Aesthetics and its importance and the underlying theories explaining the term
- Critical thinking is a dualism philosophy that blends design modes with definitive critical theories. As required for critique and the types of critics using these criteria, an intellectual understanding model is proposed. In a time-line context, theoretical and historical ideas which influenced changes in interior design are presented to illustrate the sideways.

CONTENTS:

- Connection between interior design theory and interior design process.
- The act of criticism will provide a ground in between what has been created and what will be created.
- The role of the critic and Forms of criticism
- The debates surrounding the origins of interior design
- To create and developing an argument

COURSE OUTCOMES:

Upon successful completion of this course, students will be able to

- CO 1 : read closely in a variety of forms, styles, structures, and modes, and articulate the value of close reading in the study of literature, creative writing, or rhetoric.
- CO 2 : Show familiarity with major literary works, genres, periods, and critical approaches to Indian, British, American, and World Literature
- CO 3 : Write clearly, effectively, and creatively, and adjust writing style appropriately to the content, the context, and nature of the subject.
- CO 4 : Develop and carry out research projects, and locate, evaluate, organize, and incorporate information effectively.
- CO 5 : Articulate the relations among culture, history, and texts.

MID-025 RESEARCH METHODS IN DESIGN

(L: - 1 , S:- 0 , W:- 1 Total Hrs.:- 4, Credit:- 3)

EMPHASIS:

- Nature & purpose of research, design & its methodology & role in the field of interior design

PROGRAM:

- The student selects an area of interest within the field of interior design in consultation with faculty for research.
- The study is to be presented as a term paper with supporting illustrations & periodic reviews to be done with the final presentation as a seminar for final assessment.

CONTENTS:

- Understanding the role & need of research, design & theory in the field of interior design Nature and function of research, scientific research, meaning of research in the field of interior design, pure and applied research.
- Research Methods: Discussion of various principles & approaches to research.
- Forms of research reporting, structure of a research paper
- Use of primary and secondary references, bibliography, notation, cross reference etc.
- Approach & methodology of a research paper.

COURSE OUTCOMES:

Upon successful completion of this course, students will be able to

- CO 1 : Understand a general definition of research design.
- CO 2 : identify the overall process of designing a research study from its inception to its report.
- CO 3 : Familiar with conducting a literature review for a scholarly educational study:
 - a. The steps in the overall process.
 - b. The types of databases often searched.
 - c. The criteria for evaluating the quality of a study.
 - d. The ways of organizing the material found.
 - e. The different types of literature reviews.
- CO 4 : Understand the link between quantitative research questions and data collection
- CO 5 : Distinguish between the writing structure used for a quantitative study and one used for a qualitative study.

MID-026 ELECTIVES-II (PROFESSIONAL ELECTIVE AND OPEN ELECTIVE)
(L:- 1 , S:- 4 , W:- 0 Total Hrs.:- 5 , Credit:- 3)**EMPHASIS:**

- Electives are a basket of subjects, which have been identified as per necessary for the overall development of the personality, knowledge and understanding of the student. Through this, the student will be exposed to a hands-on, applied format of inquiry, which would help the student appreciate the core principles of the particular branch of study and correlate that understanding with the student's environment and work.

CONTENTS:

- Students may register for any one of the offered courses for the semester. Number of courses will depend on availabilities of experts for that subject.

LIST OF ELECTIVES

1. Landscaping and Gardening
2. Nature/ Historical Walk
3. Psychology
4. Cultural Anthropology
5. Making sense of
6. Photography
7. Acoustic



MID -031 DESIGN STUDIO –III (OUTSIDE-IN, INSIDE-OUT: DESIGNING SERVICES WITHIN LEARNING SPACES)**(L:- 3 , S:- 18 , W:- 0 Total Hrs.:- 21 , Credit:- 16)****EMPHASIS:**

- Understanding the experiences
- Planning challenges
- Trends in learning spaces
- Defining the service levels
- Guiding referrals
- Big ideas inside out and outside in

CONTENT:

- Trends influencing learning spaces
 1. Quick story: Project deep understanding
 2. Trends
 3. Mobility and blended learning
 4. Active learning on real-world problems
 5. Digital and physical making
 6. Visualization and simulation
 7. Collaborating at distance
 8. Flexibility and versatility
- Discussion : Discussion activity for 10-15 mins
- Tools to make progress : There are a variety of tools you can use to plan and operate innovative learning spaces.
Learning space toolkit [Process, Need assessment, space types, services, technology, integration]
- Learning space rating system
Campus context, planning process, support and Ops, Environment, Layout furniture, Teach and tools
- Personas
Personas are the data-driven portraits of hypothetical users they describe their motivations, behaviors, and expectations.
- Elevator pitch
The elevator pitch determines who the space is for, what they are trying to achieve, what you can provide them, what will be unique about it, and how they will benefit.
- Journey map
The journey map plots user experience, identifying the "touchpoints" or moments where users interact with information, spaces, furniture, tech, staff and each other.
- Design getting started
 1. Use participatory planning process to involve users and build similarity.
 2. Activity diagramming
 3. Zoning and prototype and pilot so you can use a lean approach to try something, evaluate it and improve it
 4. Apply the same tools for design, operations and assessment so they are always connected
 5. Senses and tactile discussions of the spaces and it's identifications as functions
 6. Final set of drawings with technology driven tools.
 7. Details form furniture to functions and material boards.

COURSE OUTCOMES:

Upon successful completion of this course, students will be able to...

- CO 1 :** identify, gather and catalog research-based information on how the physical design of learning spaces affects the activities and outcomes that occur within these spaces.
- CO 2 :** evaluate existing bodies of research and provide direction for future design approach.
- CO 3 :** learn students engagement and recruitment
- CO 4 :** understand the importance of landscape and walkability
- CO 5 :** understand the sustainability concern
- CO 6 :** establish measures of behavior

MID- 032 THEORY OF AESTHETIC
(L:- 3 , S:- 0 , W:- 0 Total Hrs.:- 2, Credit:- 3)**EMPHASIS:**

- Defining Design & aesthetics
- This subject drives towards the philosophy devoted to conceptual and theoretical inquiry into art and aesthetic experience
- Focusing on five central topics: The concept of the aesthetic, the definition of art, the ontology of art, representation in art, and expression in art. The three foci of aesthetics are labeled as art, aesthetic property, and aesthetic experience.

CONTENTS:

- The aesthetic: history and critique
- Culture, nation, and the global
- Aesthetic normativity and value
- Theorizing difference in culture and the arts
- Race, ethnicity, and the aesthetic
- Class, taste, and the market
- Gender, details, and the future
- The body, sexuality, and the aesthetic
- Rethinking aesthetic experience
- Revising aesthetic concepts

COURSE OUTCOMES:

Upon successful completion of this course, students will be able to...

- CO 1 : Familiar with central modernist and post-modernist aesthetic theories.
- CO 2 : Familiar with central problems and aspects within the modern and contemporary field of art and aesthetics.
- CO 3 : discuss and critically reflect over central modernist and post-modernist theory and art criticism.
- CO 4 : critically relate modern aesthetic phenomena to a contemporary modern culture and society.

MID-033 THESIS ORIENTATION
(L:- 2 , S:- 0 , W:- 4 Total Hrs.:- 6 , Credit:- 6)**EMPHASIS:**

- Understanding the methodological approach to carry out a research based programme in order to design an interior for a large or small-scale project involving a set of complex issues.
- In terms of four key design attributes: internal validity, external validity, construct validity, and statistical conclusion validity.

PROGRAM:

- The student selects an area of interest within the field of interior design in consultation with faculty for research.
- The study is to be presented as a term paper with supporting illustrations & periodic reviews to be done with the final presentation as a seminar for final assessment.
- Two studies are to be done. One is a shorter program and the second more in detailed and intense the second study is to be presented as a term paper with supporting illustrations & a final presentation as a seminar for final assessment.

CONTENTS:

- A collaborative and adaptive research design that lends itself to use in work or community situations.
- Use of action research it has the potential to increase the amount we learn consciously from our experience. The action research cycle can also be regarded as a learning cycle.
- Action search studies often have direct and obvious relevance to practice.
- Types of research - Exploratory research, Conclusive research

MID 15. SECOND YEAR - SEMESTER - III

1. The study area
2. Data sources
 - primary data
 - secondary data
3. Population and sample size
 - Questionnaire sample size determination
 - Workplace site exposure measurements sample determination
4. Data collection methods
 - Primarily data collection method
 - a) Workplace site observation data collection
 - b) Data collection through interview
 - c) Data collection through questionnaires
 - d) Data optioned from expert's opinion
 - e) Workspace site exposure management
 - f) Data collection tool pretest
 - Secondary data collection method
5. Method of Data analysis
 - Quantitative data analysis
 - Qualitative data analysis
 - Data analysis software
6. The reliability and validity analysis of the quantitative data
7. Data quality management
8. Ethical considerations

COURSE OUTCOMES:

Upon successful completion of this course, students will be able to...

CO 1 : Formulate and write a research proposal

CO 2 : Effectively record data and experiments so that others can understand them, and so that they can form the basis of a thesis

CO 3 : Communicate science by means of a thesis, written in the format of a scientific journal article.

CO 4 : Practice effective, correct and appropriate writing in the area of concentration (option)-

CO 5 : Understand and critique scientific writing.

MID-034 ENVIRONMENTAL DESIGN FOR INTERIORS:

(L:- 1 , S:- 0 , W:- 1 Total Hrs.:- 2 , Credit:-2)

EMPHASIS:

- Energy conservation, Green Interiors & Carbon footprint in interior design
- Leeds AP, IGBC and other Rating systems for Green Interiors & sustainable design

CONTENTS:

- Energy conservation and the methodology & incorporation within the design.
- Carbon footprint & incorporation of the process within the design.
- The international rating systems and the need for these systems.
- Guidelines by IGBC & LEEDS AP and incorporation in the design.

COURSE OUTCOMES:

Upon successful completion of this course, students will be able to...

CO 1 : Understand key concepts from economic, political, and social analysis as they pertain to the design and evaluation of environmental policies and institutions.

CO 2 : Appreciate concepts and methods from ecological and physical sciences and their application in environmental problem solving.

CO 3 : Appreciate the ethical, cross-cultural, and historical context of environmental issues and the links between human and natural systems.

CO 4 : Reflect critically about their roles and identities as citizens, consumers and environmental actors in a complex, interconnected world.

MID 15. SECOND YEAR - SEMESTER - III

MID-035 ELECTIVES- III (PROFESSIONAL ELECTIVE AND OPEN ELECTIVE) (L:- 1 , S:- 0 , W:- 3 Total Hrs.:- 4 , Credit:- 3)

EMPHASIS:

- Electives are a basket of subjects, which have been identified as per necessary for the overall development of the personality, knowledge and understanding of the student. Through this, the student will be exposed to a hands-on, applied format of inquiry, which would help the student appreciate the core principles of the particular branch of study and correlate that understanding with the student's environment and work.

CONTENTS:

- Students may register for any one of the offered courses for the semester. Number of courses will depend on availabilities of experts for that subject.

LIST OF ELECTIVES

- Gandhian principles and Design philosophy
- Understanding the materials, tools, technology, processes, and forms in traditional Indian craft.
- Interior design in today's urban Indian context.
- The work of prominent interior designers [Indian or international]
- Graphics and space Transformation
- Design thinking

MID 15. SECOND YEAR - SEMESTER - IV

MID-041 THESIS (RESEARCH or DESIGN) (L:- 4 , S:- 24 , W:- 0 Total Hrs.:- 28 , Credit:- 22)

EMPHASIS:

- Inquiry by Research or design :
 - Designing a space for the subject after detailed study of various aspects
 - Research design can be divided into two groups: EXPLORATORY and CONCLUSIVE. Exploratory research, according to its name merely aims to explore specific aspects of the research area. Exploratory research does not aim to provide final and conclusive answers to research questions. The researcher may even change the direction of the study to a certain extent, however not fundamentally, according to new evidences gained during the research process.
- The thesis is intended to evaluate the students capacity and maturity in the field of Interior design

CONTENTS:

Subject chosen by the student with the guidance of a faculty member/s could be in any of the areas as under:

- History and theory of Interior Spaces - its application/validity to present day context.
- Interior Design language in various culture, art and craft forms and its relevance into interior spaces.
- Mass production of various interior elements
- Material search to replaces conventional Furniture elements
- Urban Interiors
- Softer elements of Interior Spaces
- Graphics and space Transformation
- Space psychology and human behavior etc.

ISSUE:

- The thesis is intended to evaluate the student's capacity and maturity in the field of Interior Design.

COURSE OUTCOMES:

Upon successful completion of this course, students will be able to...

- CO 1 : further develop the ability to give an independent, systematic and clear treatment of a certain topic.
- CO 2 : Solve a practical problem by a systematic use of an appropriate choice of theory and methodologies.
- CO 3 : train the ability to independently acquire and handle academic knowledge through independent studies of relevant literature, and to cultivate the ability to evaluate and briefly account for the central elements in a large literature or design base projects.

MID-042 INTERIOR PROJECT MANAGEMENT
(L:- 2 , S:- 0 , W:- 2 TOTAL HRS.:- 4 , CREDIT:- 4)**EMPHASIS:**

- Project Management from project conception till final handover
- Planning, scheduling, control, tracking, reporting & handover

CONTENTS:

- Introduction to interior project management, its objectives, resources, and team.
- Client contacts and relationship issues,
- Project Inception to project commencement
- Design development stage and co-ordination with various agencies.
- Planning, scheduling, and control. Project monitoring, programming of works.
- Tools & techniques for project management; Bar charts, PERT & CPM, MS PROJECT, network techniques.
- Project cost analysis – methods of estimating, total budgeting, and scheduling of payments
- Interior Design profession: Survey of various interior designers, working procedures.
- Fee systems, Professional Interior Design Societies; Licensing and Registering

COURSE OUTCOMES:

Upon successful completion of this course, students will be able to...

CO 1 : Distinguish the differences and similarities between interior design specialties.

CO 2 : Develop a resume, cover letters, and follow up letters.

CO 3 : Design professional identities using self-branding.

CO 4 : Develop interview skills and professional demeanor.

CO 5 : Compose portfolios of projects for exhibition and oral presentations.

CO 6 : compose a portfolio accurately based on industry standards.

CO 7 : efficiently demonstrate craftsmanship skills in the presentation of a portfolio.

MID-043 ELECTIVES - IV (PROFESSIONAL ELECTIVE AND OPEN ELECTIVE)
(L:- 1 , S:- 0 , W:- 3 Total Hrs.:- 4 , Credit:- 04)**EMPHASIS:**

- Electives are a basket of subjects, which have been identified as per necessary for the overall development of the personality, knowledge and understanding of the student. Through this, the student will be exposed to a hands-on, applied format of inquiry, which would help the student appreciate the core principles of the particular branch of study and correlate that understanding with the student's environment and work.

CONTENTS:

- Students may register for any one of the offered courses for the semester. Number of courses will depend on availabilities of experts for that subject.

LIST OF ELECTIVES

1. Deconstructivism as a process of journey from out to in.
2. Thinking hands
3. How to look at Art
4. Representations of Space
5. Streets and people
6. Field Study of Plants

Guidelines For 4TH Semester Thesis Programme**INTRODUCTION:**

The objective of the educational process is to prepare a student to meet with various kinds of challenges in the professional field. The Thesis programme of the forth Semester aims to develop skills associated with systematic inquiry in any specific aspect of interior Design, Theory and application through compilation, logical analysis of collected information and application of observations/conclusion as the case may be.

THE STUDENT HAS A CHOICE OF UNDERTAKING A RESEARCH OR DESIGN THESIS.

- 1. TOPIC REGISTRATION :-**
- 2. CHOICE OF GUIDE :**
- 3. STUDY PROGRAMME:**
- 4. SCHEDULE OF THESIS PROGRAMME :**
- 5. STAGES OF REVIEW :**
- 6. DRAFT REPORT SUBMISSION**
- 7. EACH STUDENT SHALL KEEP A LOG SHEETS & GET REMARKS FROM GUIDE REGULARLY WITH RESPECT TO THE PROCESS & PROGRESS OF THEIR THESIS WORK.**

SUBMISSION

Students have to give all reviews/ juries and successfully defend their Thesis in both Internal and External reviews. A Thesis is deemed complete once it endorsed and approved by guide, Thesis panel and the review panel (external and internal), submitted in hard copy to institute in three identical hard bound sets along with a CD(03no) containing soft copy of Thesis report within the time frame and schedule approved by Thesis Panel.

The student and guides have to comply with the dates given for submissions by the Thesis panel and University. Any further delay would be considered a late submission and appropriate action shall be taken depending upon the circumstances.

Non-compliance to any conditions in this handbook will be deemed as illegal and consequences be faced there forth by the student.

PLAGIARISM

Borrowing ideas, words, images or any other content from other sources without correct citation is considered plagiarism.

Please refer to the APA/MLA/Chicago style of referencing for appropriate citation style. Other sources include but are not limited to books, the internet, and conversations with experts, lectures and unpublished works.

Plagiarism is an offence and is taken seriously by the Thesis panel. Ensure that all citations and credits are in order before you submit the Thesis. Anyone found doing Plagiarism, actions will be taken according to the University norms.

MID16. Annexure-D-1 (Guide Consent Letter).

To,
The Principal,
Institute name
City

Subject :- Consent Letter to be Internal/External Guide for:
(Full Name of the Student with Roll no. to be filled by student)

Dear Principal Sir/Madam,

With Reference to the above-mentioned Subject, I wish to inform you that I am willing to accept above mentioned as my student for guiding his/her Thesis towards Master of Interior Design Degree at _____ **(Institute name)** affiliated to Sardar Patel University, Vallabh Vidyanagar.

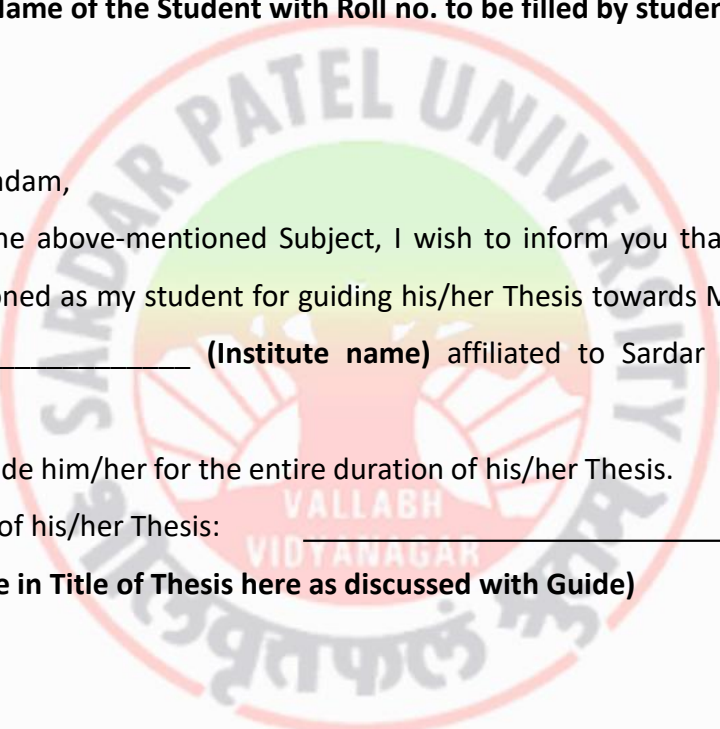
I assure that I will guide him/her for the entire duration of his/her Thesis.

Following is the title of his/her Thesis: _____.

(Student should Type in Title of Thesis here as discussed with Guide)

Thanking you,
Sincerely,

(Sign of the Guide)



MID16. Annexure-D-2 (log sheet format).


Student's Name: _____

Roll No.: _____ Date: _____ Week: _____ To _____

Thesis Title: _____

Name of Guide / Mentor: - _____

Comments from Guide / Mentor (To be filled by Student)



Remarks by Guide / Mentor:

Empty rectangular box for the Guide / Mentor to provide remarks.

Signature of Guide / Mentor

Signature of Student

MID16. Annexure-D-3 (Final Proposal Sample Format).

Thesis Proposal

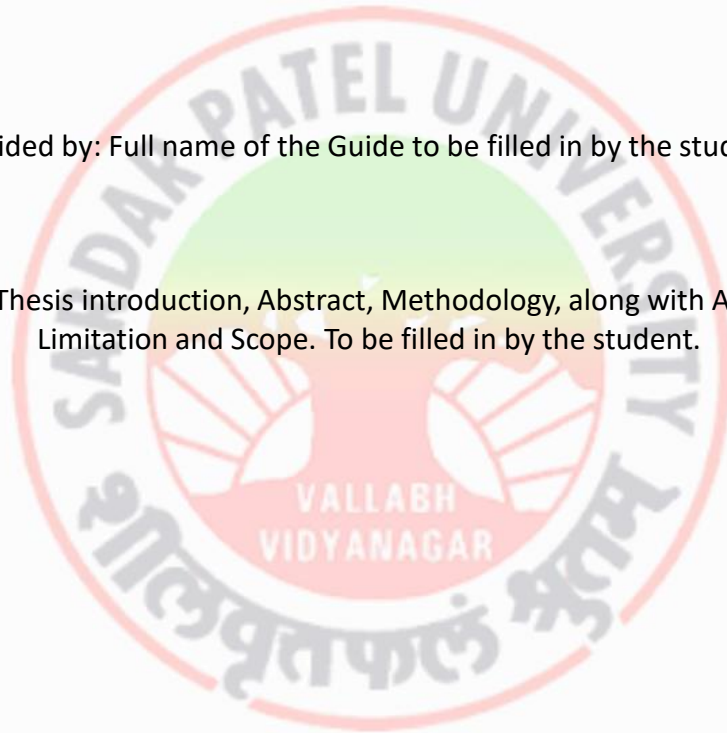
Working title of the Thesis Project to be filled in by the student

Full Name of the Student

Roll No of the student

Guided by: Full name of the Guide to be filled in by the student

Type in your Thesis introduction, Abstract, Methodology, along with Aim, Objective, Limitation and Scope. To be filled in by the student.



Signed & Approved by Thesis Chair:

Date:

MID16. Annexure-D-4 (Thesis Document Guidelines).

General notes:

- A4 Size format.
- Minimum pages of Thesis document are 45 pages.
- 1” margins on all sides.
- 12 text size in required upper and lower case.
- 1.15 spacing.
- All inserted paper sizes or drawings more than A4 size should be fit into A3 size paper after appropriate scaling and inserted in the Thesis document after folding to A4 Size. No paper size including drawings more than A3 should be inserted in the Thesis document.
- Soft copy of the Thesis submitted will contain all drawings in actual size for reference and archiving in pdf format only.
- Page numbers to fall within margins in the lower right corner.
- Keep provisions for hard binding.
- Citations and referencing to be as per MLA/APA/Chicago style.
- One hard bound copy for college library plus one for guide and one as student copy should be submitted to Institute.
- It is the student’s responsibility to send the guide copy to the respective guide after it has been signed off and approved.
- Student has freedom to put in a designed opening page of his or her own choice beneath the hard bound cover of the Thesis document.

Following is a suggestive order of Thesis Document:

Preliminary Pages

- Opening page (optional)
- Title page (required)
- Certificate Page (required)
- Undertaking page (required)
- Dedication page (optional)
- Acknowledgment page (optional)
- Table of Contents (required)

Main Text

- Introduction (may be referred to as Chapter 1)
- Body of Manuscript/ Thesis(required)
- References and Bibliography (required)
- Appendices (optional)

MID16. Annexure-D-5

(Instructional & Format Samples of Thesis Document).

Title Page (Remove)

Title of Thesis, single space in upper and lower case, centered
(One inch margin from top& lines may be as per length of the Thesis title, remove)

By

Your Full Name (type in)

Thesis Submitted to
(Full Institute name)

LOGO of Institute

Month, Year (type in)

MID16. Annexure-D-6 (Undertaking).

I, _____
Type of full name **(remove)**

the author of the Thesis titled

(Title of Thesis, single space in upper and lower case, centered)

hereby declare
that this is an independent work of mine carried out towards
partial fulfilment of the requirements for the award of the
Masters of Interior Design Degree
at _____ **(Institute Name)**
affiliated to Sardar Patel University, Vallabh Vidyanagar, India.

This work has not been submitted to any other institution/university for the award of any
Degree.

All views and opinions expressed in this Thesis report are my mine, and do not necessarily
represent those of the institute/ university.

(Sign here before printing and remove)

(Type Full Name)

(Type Roll no.)

(Type Date)

(Type Place)

MID16. Annexure-D-7 (Sample Table of contents).

Undertaking	1
Abstract	2
Table of contents	3
List of figures	4
List of tables	5
1 Introduction to the Thesis	6
1.1 Background and context	7
1.2 Scope and objectives	8
1.2.1 First Subsection	9
1.3 Achievements	10
1.4 Overview of Thesis	11
2 PQRS ABCD	12
2.1 First Section	13
2.1.1 First Subsection	14
2.1.2 Second Subsection	15
2.2 Second section	16
References	17
Appendix 1: XYZ	18
Appendix 2: XYZ	19

MID17. Annexure-D-8 (Question Paper Weightage)

FORMAT OF MARKS FOR QUESTION PAPER CORRESPONDING TO ALL 02 hrs. EXAMINATION

TOTAL MARKS OF PAPER : 50		TIME OF PAPER :- 02 HRS.	
QUESTION NO	MARKS OUT OF	NUMBER OF QUESTIONS TO BE INCLUDED	OPTIONS TO BE GIVEN
Q1.	12	Maximum 02	yes
Q2.	12	Maximum 03	yes
Q3.	08	Maximum 02	no
Q4.	08	Maximum 02	no
Q5.	10	Maximum 05	yes

FORMAT OF MARKS FOR QUESTION PAPER CORRESPONDING TO ALL 03 hrs. EXAMINATION

TOTAL MARKS OF PAPER : 50		TIME OF PAPER :- 03 HRS.	
QUESTION NO	MARKS OUT OF	NUMBER OF QUESTIONS TO BE INCLUDED	OPTIONS TO BE GIVEN
Q1.	15	Maximum 02	yes
Q2.	12	Maximum 03	yes
Q3.	08	Maximum 04	no
Q4.	10	Maximum 02	yes
Q5.	05	Maximum 01	no