



SARDAR PATEL UNIVERSITY

Vallabh Vidyanagar-388120, Gujarat

Re-accredited with 'A' Grade by NAAC (CGPA-3.11)



Guidelines to PG Departments / Colleges for Subject Mapping and Examination Form Generation

Process 1: Grant Admission

Step – 1

Login using the URL: <https://erp.spuportal.in/>

Click on '**College / Department Management**' button. The following screen will be displayed.

- Go to "Grant Admission" → Click on "**Grant Admission of Students**"

The screenshot shows the SPU ERP system dashboard. The left sidebar contains a menu with 'Grant Admission' highlighted. A yellow arrow points to 'Grant Admission of Students' in the sub-menu. A yellow callout box at the bottom of the screenshot contains the text: "Click on Grant Admission then Grant Admission of Students Click".

Dashboard Summary:

- Admission Year: 2023-2024
- Program: Master of Science (Chemistry)
- College: P.G. Department
- Batch: MASTER OF SCIENCE
- NO. OF PROGRAM: 2 (College Wise)
- NO. OF STUDENT: 186 (College Wise)

Program Wise Student: (Pie chart showing 50% Female and 50% Male)

Semester Category And Gender:

| | EWS | |
|--------|-----|--|
| Female | 17 | |
| Male | 30 | |

Semester Result Category And Gender Wise Student:

| | 0 25 50 75 100 | | | | | | | | | |
|--------|----------------|------------------------|-----------|-------|---------|---------|----|------|------|-------|
| | ABSENT | ABSENT ENTRY / MISSING | CANCELLED | D.L.O | DELETED | F.E./TC | NC | NPTA | PASS | R.A.P |
| Female | 1 | 0 | 0 | 0 | 0 | 0 | 17 | 1 | 58 | 0 |
| Male | 0 | 0 | 0 | 0 | 0 | 0 | 15 | 0 | 97 | 0 |

❖ Grant Admission of Students

SPU

Academic Year: 2023-2024 Welcome, CI 0670

Department

View Grant Admission Details

Click on "+"

Admission Year: * 2023-2024

College / Department: * P.G. Department of Chemistry

Program Name: * -Please Select-

Academic Batch Name: * -Please Select-

Term: * -Please Select-

Show: 10 entries per page

| Sr. No. | College/Department Name | Division Name | No Of Granted Students | No Of Non-Granted Students | Edit / View | Delete |
|----------------------------|-------------------------|---------------|------------------------|----------------------------|-------------|--------|
| No data available in table | | | | | | |

Showing 0 to 0 of 0 entries

Previous Next

Add Functionality:

Select Appropriate data from given field of "Grant Admission Details form" After selection press "Freeze" Button.

Add Grant Admission Details

Admission Year: * 2023-2024

College / Department: * SARDAR VALLABHBHAI PATEL INSTITUTE OF COMPUTER APPLICATION

Program Name: * BACHELOR OF SCIENCE (INFORMATION TECHNOLOGY)

Academic Batch Name: * BACHELOR OF SCIENCE (INFORMATION TECHNOLOGY) (2023-24)

Term: * B.SC. (IT)-1

Freeze UnFreeze

In "Admission Grant for Academic Year" field select Academic year of the next Semester i.e., 2023-24. (Select the academic year of the semester in which student has to be granted. Generally, for 6 monthly semesters, year remains the same when moving from odd to even semesters but when moving from even to odd semester, year changes to the next academic year).

Then Select "division" of previous Semester e.g., Division: A. It will display students' information in "student Details' Grid. Select all students whom you want to promote in next semester. After selection is completed then press "submit" button.

Add Grant Admission Details

Admission Year : * 2023-2024

College / Department : * SARDAR VALLABHBHAI PATEL INSTITUTE OF COMPUTER APPLICATION

Program Name : * BACHELOR OF SCIENCE (INFORMATION TECHNOLOGY)

Academic Batch Name : * BACHELOR OF SCIENCE (INFORMATION TECHNOLOGY) (2023-24)

Term : * B.Sc. -011-1

Unfreeze

Admission Grant for Academic Year : * 2023-2024
Note : Please select the correct Academic Year in which the Student/s will study after granting admission into Next Term.

Division : * A

Student Details

| Sr. No. | Enrollment No. | Surname | Name | Father's Name | Result Status |
|---------|----------------|-----------|--------------|----------------|---------------|
| 1 | 2310430001 | RAY | AACHAL | PINESHIBHAI | |
| 2 | 2310430002 | SHAH | AAESHA | NIRAVKUMAR | |
| 3 | 2310430003 | SOMANI | AASHKA | DINESHCHANDRA | |
| 4 | 2310430004 | PARMAR | AKANSHHA | KANTEBHAI | |
| 5 | 2310430005 | MOHITE | ANJANI | HITESHBHAI | |
| 6 | 2310430006 | RATHOD | ARYANKUMAR | MAHESHKUMAR | |
| 7 | 2310430007 | GOSWAMI | BHAVYA | MEHULKUMAR | |
| 8 | 2310430008 | GUPTA | DHANYATA | SANJAY | |
| 9 | 2310430009 | GOSAI | DHRUVJATI | RAJENDRAJATI | |
| 10 | 2310430010 | SOLANKI | DIVYARAJINII | DEVENDRASINH | |
| 11 | 2310430011 | JAGRAWALA | FAJZAN | AASFBHAI | |
| 12 | 2310430012 | DOBARIYA | HARSH | KHITESHAI | |
| 13 | 2310430013 | PATEL | HARSH | SAMIR | |
| 14 | 2310430014 | SAVALIYA | HARSHIL | RITESHBHAI | |
| 15 | 2310430015 | SOLANKI | HARSHVARDHAN | KAILASH | |
| 16 | 2310430016 | PATEL | HET | BAKESHKUMAR | |
| 17 | 2310430017 | SUTHAR | HET | SUNILBHAI | |
| 18 | 2310430018 | SITAPARA | HETVI | VILESHBHAI | |
| 19 | 2310430019 | PRAJAPATI | | SUBHASHCHANDRA | |
| 20 | 2310430020 | DESHMUKH | | LIMESHBHAI | |

Submit Cancel

Step-2 Program Term Division Mapping

(Masters Program Term Division Mapping)

View Functionality:

- This page shows no. of divisions created/mapped for a particular college and programme based on selected criteria.
- Click on Edit Sign to edit a particular record of divisions mapped with college/department & programme. Click on Update Button to save changes. Click on Green Button to view updated record of divisions mapped with college/department & programme.
- Click on Delete Sign to delete a particular record.

Department View Program Term Division Mapping

Admission Year : * 2022-2023

College / Department : * Pioneer Physiotherapy College, Vadodara

Program Name : * Master of Physiotherapy

Academic Batch Name : * M.P.T.22-23

Show 10 entries per page

| Sr. No. | College Name | Program Name | Term | No. Of Division | Edit | Delete |
|---------|---|-------------------------|-----------|-----------------|------|--------|
| 1 | Pioneer Physiotherapy College, Vadodara | Master of Physiotherapy | FT.M.P.T. | 1 | | |

Showing 1 to 1 of 1 entries

Previous Next

Plus Button

Edit/Delete

Add Functionality:

- Click on Plus Button to add no. of division for a selected college/department and programme.
- Click on Add Division Details Button to add new divisions for a particular college/department, programme. Divisions can be created in combinations of College Program Type and Medium. Later in Student Division Mapping, students will be loaded on the basis of this selection.
- Divisions will be created on the basis of No. Of Divisions entered.
- Click Submit/Update Button to submit/update the record.
- Click on Green Button to view submitted/updated record of divisions mapped with college/department & programme.
- Academic year and Admission year should be selected appropriately.

Department Add Program Term Division Mapping

Admission Year : * 2022-2023

College / Department : * Pioneer Physiotherapy College, Vadodara

Program Name : * Master of Physiotherapy

Academic Batch Name : * M.P.T. 22-23

Term : * B.P. M.P.T.

No. Of Division : *

View Add Division Details

Copyright © 2022 SGGU All rights reserved. Design By Guj Info Petro Limited

- Click on Add Division button to add a new row to the Division list.

Department Add Program Term Division Mapping

Admission Year : * 2022-2023

College / Department : * Pioneer Physiotherapy College, Vadodara

Program Name : * BACHELOR OF PHYSIOTHERAPY

Academic Batch Name : * B.P.T. 2022-2023

Term : * B.P.T. Semester - 1

Division Details

Add Division

| Sr. No. | Medium | College Program Type | Division Name | Is Active | Remove |
|---------|---------------|----------------------|---------------|-------------------------------------|----------------------------------|
| 1 | None selected | None selected | | <input checked="" type="checkbox"/> | <input type="button" value="x"/> |
| 2 | None selected | None selected | | <input checked="" type="checkbox"/> | <input type="button" value="x"/> |

Submit Cancel

Copyright © 2022 SGGU All rights reserved. Design By Guj Info Petro Limited

Process 2: Subject Mapping

Step – 1

- From 'College/Department Configuration' menu Click on 'College / Department Subject Mapping' button. Following screen will be displayed.
- Click on '+' button to mapping subject.
- Select appropriate option according your college from following screen

Department

View College / Department Subject Mapping Details

+ Add

Admission Year : * 2023-2024

College / Department : * - Select All -

Program Name : * - Please Select -

Academic Batch Name : * - Please Select -

Show 10 entries per page Search:

| Sr. No. | Admission Year | College / Department Name | Program Name | Academic Batch Name | Term | No. of Subjects | Edit | Delete |
|----------------------------|----------------|---------------------------|--------------|---------------------|------|-----------------|------|--------|
| No data available in table | | | | | | | | |

Showing 0 to 0 of 0 entries Previous Next

Step – 2

- Following screen will be displayed.
- All compulsory subjects are already selected. You have to select only Elective Subjects which are your college offered.
- Then, press submit button.

SPU

Department

Add College / Department Subject Mapping Details

Admission Year : * 2023-2024

College / Department : * P.G.Department of Materials Science

Program Name : * Master of Science (Materials Science)

Academic Batch Name : * MASTER OF SCIENCE (MATERIALS SCIENCE) (2023-24)

Term : * M.Sc. (Materials Science) Semester - 1

Subject Details

| No. | Subject Details |
|-------------------------------------|---|
| <input checked="" type="checkbox"/> | PS01CMT551 - BASIC CONCEPTS IN MATERIALS SCIENCE (Credit : 4.00) |
| <input checked="" type="checkbox"/> | PS01CMT552 - INTERFACIAL ASPECTS OF MATERIALS SCIENCE (Credit : 4.00) |
| <input checked="" type="checkbox"/> | PS01CMT553 - THIN FILM MATERIALS (Credit : 4.00) |
| <input checked="" type="checkbox"/> | PS01CMT554 - POLYMER SCIENCE (Credit : 4.00) |
| <input checked="" type="checkbox"/> | PS01CMT555 - PRACTICALS - I (Credit : 4.00) |
| <input checked="" type="checkbox"/> | PS01CMT556 - PRACTICALS - II (Credit : 4.00) |
| <input checked="" type="checkbox"/> | PS01CMT557 - COMPREHENSIVE VIVA (Credit : 1.00) |

Submit Cancel

Copyright © 2023 SPU All rights reserved. Design By Guj Info Petro Limited

Step – 3

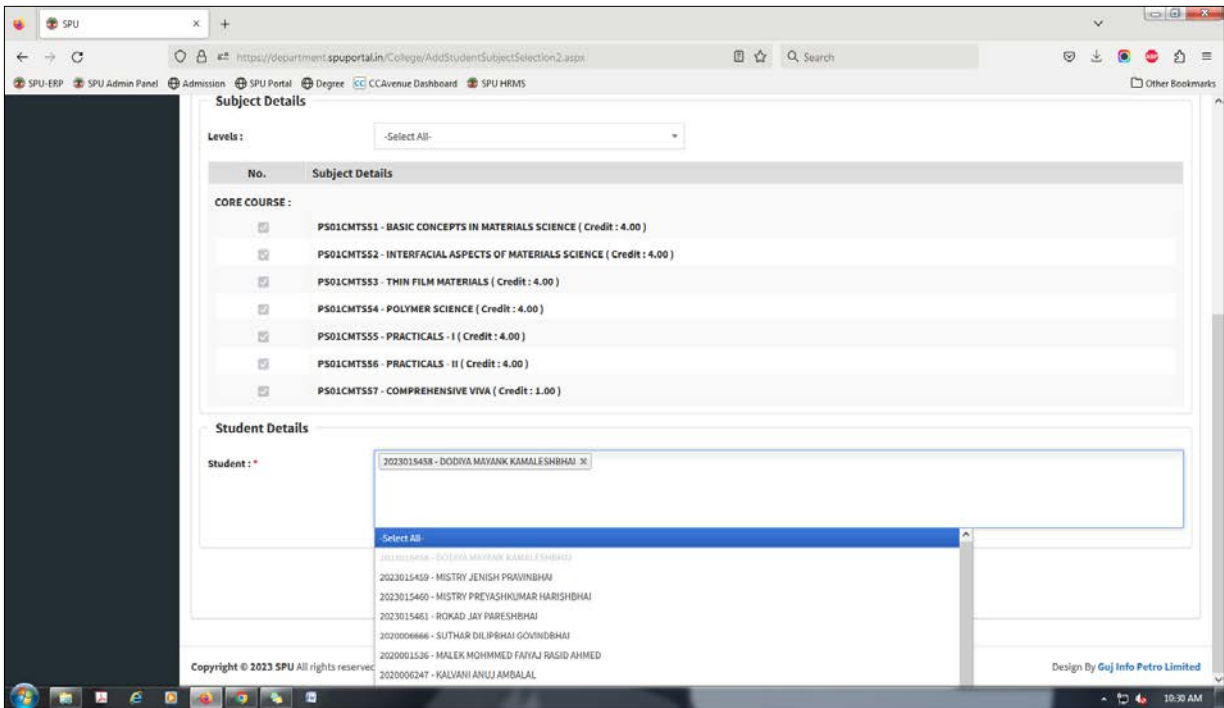
- a. From the 'Student Configuration' menu Click on the 'Student Subject Mapping' button. The following screen will be displayed.

The screenshot shows the 'View Student Subject Mapping Details' interface. It includes a sidebar with navigation options and a main content area with a '+ Add' button. Below the button are several dropdown menus for 'Admission Year' (2023-2024), 'College / Department Name', 'Program Name', and 'Academic Batch Name'. There is also a search bar and a table with columns for Sr. No., Academic Year, College / Department Name, Program Name, Academic Batch Name, Term, Enrollment No., Student Name, Type, Is MBP Subject Selection?, View, Edit, and Delete. The table currently shows 'No data available in table'.

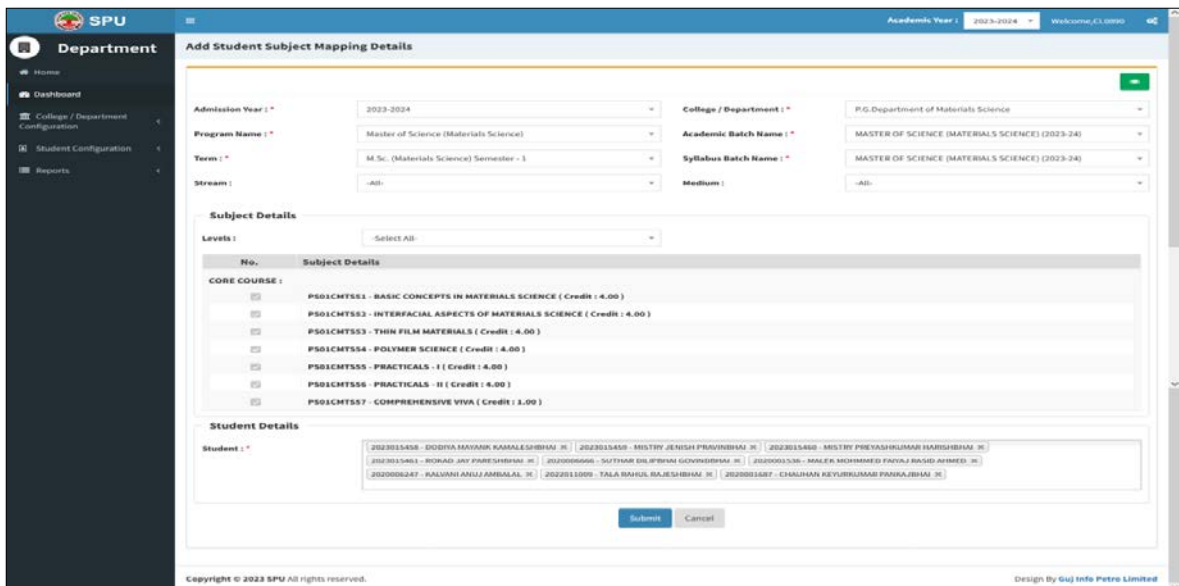
- b. Click on '+' button to mapping subject to students.
- c. Select appropriate option according your college from the screen which will be displayed.

The screenshot shows the 'Add Student Subject Mapping Details' interface. It includes a sidebar with navigation options and a main content area with a '+ Add' button. Below the button are several dropdown menus for 'Admission Year' (2023-2024), 'College / Department' (P.G. Department of Materials Science), 'Program Name' (Master of Science (Materials Science)), 'Academic Batch Name' (MASTER OF SCIENCE (MATERIALS SCIENCE) (2023-24)), 'Term' (M.Sc. (Materials Science) Semester - I), 'Syllabus Batch Name' (MASTER OF SCIENCE (MATERIALS SCIENCE) (2023-24)), 'Stream' (All), and 'Medium' (All). Below these are sections for 'Subject Details' with a 'Levels' dropdown and a list of subjects with checkboxes, and 'Student Details' with a 'Student' dropdown. At the bottom are 'Submit' and 'Cancel' buttons.

- d. After selection, a list of subjects will be displayed.
- e. Select the group of elective subjects.
- f. From the 'Student' box, you can either select 'Select All' option if all the students have the same subject or select individual students or multiple students at a time.

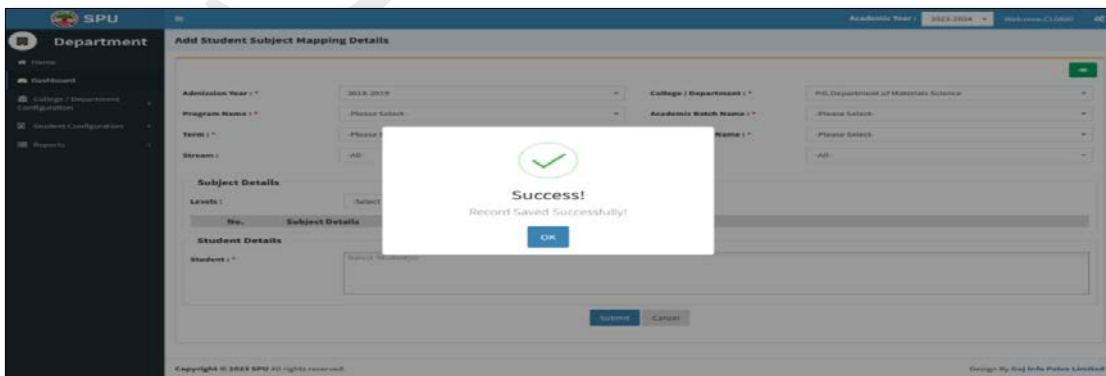


g. Following screen will be displayed. All selected students are displayed in the 'Student Box'.



h. Press 'Submit' button.

i. Save record by press 'Save button'.



j. Do same for other groups of students also.

Step – 4

- a. After completing subject mapping for students, now go to **Student Configuration → Release Student Subject Selection**
- b. The following screen will be displayed.

The screenshot shows the 'Release Student Subject Selection' interface. The left sidebar contains navigation options: Home, Dashboard, College / Department Configuration, Student Configuration, and Reports. The main content area has a form with the following fields:

- Admission Year : * (2023-2024)
- College / Department : * (P.G.Department of Materials Science)
- Program Name : * (-Please Select-)
- Academic Batch Name : * (-Please Select-)
- Syballus Batch Name : * (-Please Select-)
- Term : * (-Please Select-)

Buttons: Freeze, UnFreeze

Copyright © 2023 SPU All rights reserved. Design By Guj Info Petro Limited

- c. Select appropriate option from above screen. Screen will look like as below.

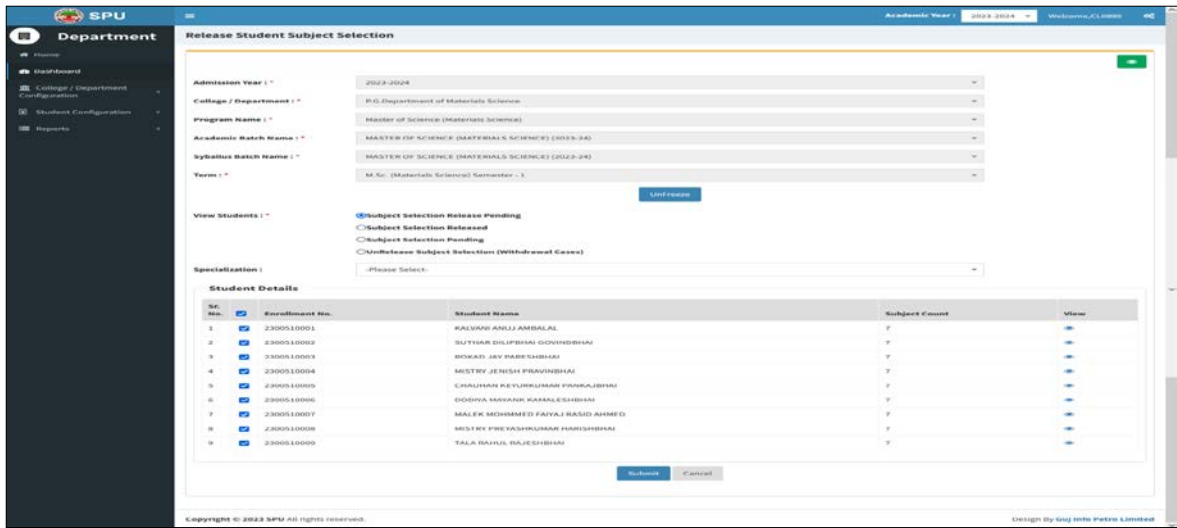
The screenshot shows the 'Release Student Subject Selection' interface after selections. The left sidebar is the same as in the previous screenshot. The main content area has the form fields populated with the following values:

- Admission Year : * (2023-2024)
- College / Department : * (P.G.Department of Materials Science)
- Program Name : * (Master of Science (Materials Science))
- Academic Batch Name : * (MASTER OF SCIENCE (MATERIALS SCIENCE) (2023-24))
- Syballus Batch Name : * (MASTER OF SCIENCE (MATERIALS SCIENCE) (2023-24))
- Term : * (M.Sc. (Materials Science) Semester - 1)

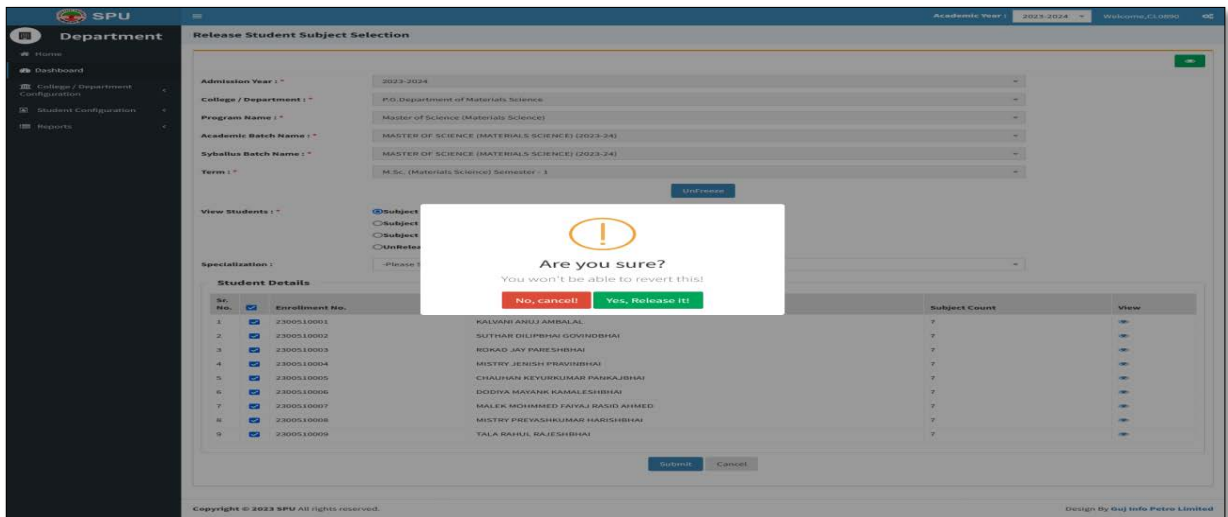
Buttons: Freeze, UnFreeze

Copyright © 2023 SPU All rights reserved. Design By Guj Info Petro Limited

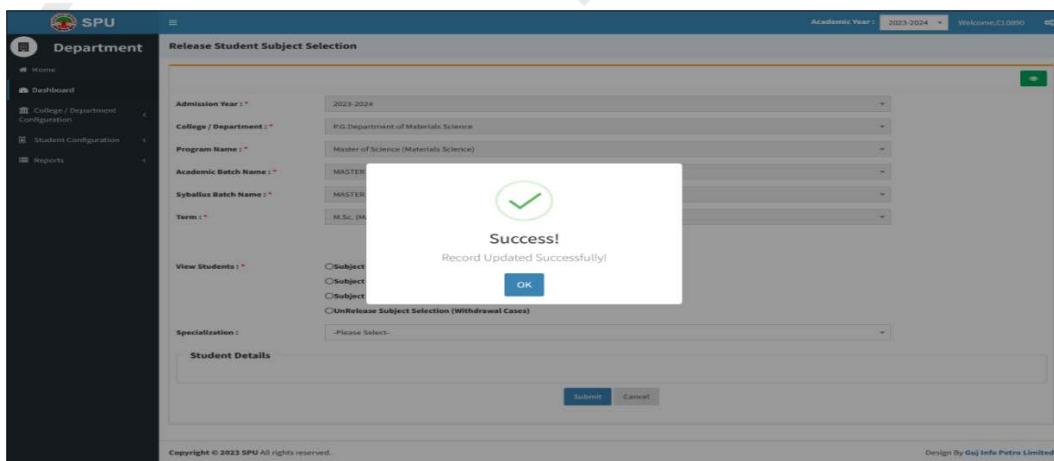
- d. Press '**Freeze**' button then after page will be displayed as below:



- e. Select all students from above screen and press 'Submit' button.
- f. From the following screen press green button 'yes, release it'.



- g. Press 'OK' button.



- h. From "report menu-> "Student Subject Mapping Details Report", you can see a mapping of subject to the students.

Step-5 Student Division Mapping

(Student Configuration Student Division Mapping)

View Functionality:

| Sr. No. | College/Department Name | Term | Division Name | No Of Students | Add Student | Edit / View | Delete |
|---------|---|------------|---------------|----------------|-------------|-------------|--------|
| 1 | Pioneer Physiotherapy College, Vadodara | FX, M.P.T. | Div A | 19 | | | |

- This page shows no. of students mapped with a particular division of college/department & programme on basis of selected criteria.
- Click on Edit Sign to edit a particular record of students mapped with a particular division of a selected college/department & programme. Click on Update Button to save changes. Click on Green Button to see updated record of no. of students mapped with a particular division of a selected college/department & programme.
- Click on Delete Sign to delete a particular record.

Add Functionality:

- Click on Plus Button add/map students with a particular division of a selected college/department & programme.
- Add/map students with a particular division of a selected college/department & programme.
- Click Submit/Update Button to submit/update the record.
- Click on the Green Button to see submitted/updated records of no. of students mapped with a particular division of a selected college/department and programme.
- By using Filter Criteria, students can be filtered by entering the first letter of whatever is selected in Filter By.
- Multiple students can be mapped to a division.
- Students will be displayed as per the selection of College Program Type and Medium while Division creation.

- Home
- Dashboard
- Masters
- College / Department Configuration
- Student Configuration
- Departmental Fees
- Internal / Practical Exam
- Grant Admission
- Challan
- Reports

Admission Year : 2023-2024

College / Department : SARDAR VALLABHBHAI PATEL INSTITUTE OF COMPUTER APPLICATION

Program Name : BACHELOR OF SCIENCE (INFORMATION TECHNOLOGY)

Academic Batch Name : BACHELOR OF SCIENCE (INFORMATION TECHNOLOGY) (2023-24)

Term : B.SC. (IT) - 2

Division : RGCT

[Generate](#)

Filter Criteria

Filter By : Name

From : To : [Generate](#)

Student Details

| Sr. No. | Enrollment No. | Surname | Name | Father's Name |
|---------|----------------|-----------|--------------|-----------------|
| 1 | 2310430001 | RAY | AACHAL | PINESHBHAI |
| 2 | 2310430002 | SHAH | PAESHA | NIRAVKUMAR |
| 3 | 2310430003 | SOMANI | AASHKA | DINESHCHANDRA |
| 4 | 2310430004 | PARMAR | AKANISHA | KANTIBHAI |
| 5 | 2310430005 | MOHITE | ANJANI | HITESHBHAI |
| 6 | 2310430006 | JADAV | ARTIBEN | ALPESHKUMAR |
| 7 | 2310430006 | RATHOD | ARVANKUMAR | MAHESHKUMAR |
| 8 | 2310430007 | GOSWAMI | BHAVYA | MEHULKUMAR |
| 9 | 2310430008 | GUPTA | DHANYATA | SANJAY |
| 10 | 2310430009 | GOSAI | DHRUVJATI | RAJENDRAJATI |
| 11 | 2310430010 | SOLANKI | DIVYARAJSINH | DEVENDRASINH |
| 12 | 2310430011 | JAGIWALA | FAIZAN | AASIBHAI |
| 13 | 2310430012 | DOKARIYA | MARSH | KIRITBHAI |
| 14 | 2310430013 | PATEL | HARSH | SAMIR |
| 15 | 2310430014 | SAVALKA | HARSHIL | RITESHBHAI |
| 16 | 2310430015 | SOLANKI | HARSHVARDHAN | KAILASH |
| 17 | 2310430016 | PATEL | HEET | BAKESHKUMAR |
| 18 | 2310430017 | SUTHAR | HEET | SUNILBHAI |
| 19 | 2310430018 | SITAPARIA | HETVI | VILESHBHAI |
| 20 | 2310430019 | PRAJAPATI | ISHANKUMAR | SUBHASHCHANDRA |
| 21 | 2310430020 | DESHMUKH | JANMIL | UMESHBHAI |
| 22 | 2310430021 | PARMAR | JATINKUMAR | BHARATSINH |
| 23 | 2310430022 | SHETH | JAY | DINESHBHAI |
| 24 | 2310430023 | SEVAK | KASHYAP | RAKESHKUMAR |
| 25 | 2310430024 | BHARBAR | KETANKUMAR | MANISHBHAI |
| 26 | 2310430025 | PADEKH | KEYABEN | HITESHKUMAR |
| 27 | 2310430026 | THAKOR | KHUSHI | RAJESHKUMAR |
| 28 | 2310430027 | DWIT | KHVIATI | VILAS |
| 29 | 2310430028 | GOHEL | KIRANBHAI | RHUPENDRABHAI |
| 30 | 2310430029 | BHILVELA | KRISHKUMAR | MUKESHBHAI |
| 31 | 2310430030 | PADEHYAR | KUNJANBEN | BANJITSINH |
| 32 | 2310430031 | BHAVSAR | KUSHALKUMAR | HITESHKUMAR |
| 33 | 2310430032 | SARVANA | MANIR | MUSTAKBHAI |
| 34 | 2310430034 | RADHYAR | MAVANKUMAR | DINESHBHAI |
| 35 | 2310430035 | JARIWALA | MEET | PARESHKUMAR |
| 36 | 2310430036 | PATEL | MEET | SAMIR |
| 37 | 2310430037 | RATHOD | MEGHA | MANOJBHAI |
| 38 | 2310430038 | VASAVA | MEHULKUMAR | VIJAYBHAI |
| 39 | 2310430039 | VYAS | MESHWA | NETAN |
| 40 | 2310430040 | MACHHI | MISHWA | HITESHKUMAR |
| 41 | 2310430041 | GHANCHI | NAJAMAN | IRFANBHAI |
| 42 | 2310430042 | PATEL | NEEL | JIGNESHBHAI |
| 43 | 2310430043 | PRAJAPATI | NEMABEN | MADHAVLAL |
| 44 | 2310430044 | BHATWALA | POOJAN | NITESH |
| 45 | 2310430045 | VAJANI | PRATHAM | JAYESH |
| 46 | 2310430046 | DEKHWADIA | PRINSA | MADHURESHBHAI |
| 47 | 2310430047 | SONI | RAJ | VOGESHBHAI |
| 48 | 2310430048 | CHAHRAN | REHAN | A.S.AMMAHAMAD |
| 49 | 2310430049 | PRAJAPATI | RIYABEN | ASPVINBHAI |
| 50 | 2310430050 | DABHI | RUCHIRAJSINH | RAKJITSINH |
| 51 | 2310430051 | PATHAN | SANIYANAZ | SHAFIQ |
| 52 | 2310430052 | SONI | SANJANABEN | ATULKUMAR |
| 53 | 2310430053 | RAKHOLYA | SHAHIL | NARENDRABHAI |
| 54 | 2310430054 | SARVED | SHEHBAZHUSEN | SUJATHUSEN |
| 55 | 2310430055 | PATEL | SHIVANG | SURESHKUMAR |
| 56 | 2310430056 | SHAH | SHUBH | RAMLESHKUMAR |
| 57 | 2310430057 | SUTHAR | SONU | PRANASHBHAI |
| 58 | 2310430058 | KARBHARI | SUFIYAN | IMRANBHAI |
| 59 | 2310430059 | THAKOR | SUMANBEN | CHATURSINH |
| 60 | 2310430060 | PATEL | TAKSH | JITENDRA |
| 61 | 2310430061 | DAPHAKE | UDAY | ANIL |
| 62 | 2310430062 | KASHID | VINBRAV | SANTOSHBHAI |
| 63 | 2310430063 | PATEL | VANSH | SHAMLESHBHAI |
| 64 | 2310430064 | PANDEY | VISHAL | SHRAASHISHKUMAR |
| 65 | 2310430065 | RATHOD | VIVEK | JAYESH |
| 66 | 2310430066 | DOBARIYA | VRAJKUMAR | RAKESHBHAI |
| 67 | 2310430067 | PATEL | YAKSHITA | MIBHAIKUMAR |
| 68 | 2310430068 | PRAJAPATI | YASHI | SATISHKUMAR |

[Submit](#) [Cancel](#)

Step-5 Student Roll Number Generation

(Student Configuration Student Division Mapping)

View Functionality:

Department View Student Division Mapping

Admission Year : * 2022-2023

College / Department : * Pioneer Physiotherapy College, Vadodara

Program Name : * Master of Physiotherapy

Academic Batch Name : * M.P.T.22-23

Show 10 entries per page

| Sr. No. | College/Department Name | Term | Division Name | No Of Students | Add Student | Edit / View | Delete |
|---------|---|-----------|---------------|----------------|-------------|-------------|--------|
| 1 | Pioneer Physiotherapy College, Vadodara | FY M.P.T. | Div A | 19 | | | |

Showing 1 to 1 of 1 entries

Previous 1 Next

Plus

Add/Edit/View/Delete

- This page shows no. of students mapped with a particular division of college/department & programme on the basis of selected criteria.
- Click on Edit Sign to edit a particular record of students mapped with a particular division of a selected college/department & programme. Click on Update Button to save changes. Click on Green Button to see an updated record of no. of students mapped with a particular division of a selected college/department & programme.
- Click on Delete Sign to delete a particular record.

Add Functionality:

- Click on Plus Button add/map students with a particular division of a selected college/department & programme.
- Add/map students with a particular division of a selected college/department & programme.
- Click Submit/Update Button to submit/update the record.
- Click on Green Button to see submitted/updated record of no. of students mapped with a particular division of a selected college/department & programme.
- By using Filter Criteria, students can be filtered by entering the first letter of whatever is selected in Filter By.
- Multiple students can be mapped to a division.
- Students will be displayed as per the selection of College Program Type and Medium while Division creation.

Department Add Student Division Mapping

Admission Year : * 2023-2024

College / Department : * Pioneer Physiotherapy College, Vadodara

Program Name : * BACHELOR OF SCIENCE

Academic Batch Name : * B.Sc.23-24

Term : * B.Sc. Semester - 1

UnFreeze

Division : * -Please Select-

Filter Criteria

Filter By : -Please Select-

From : To : Generate

Student Details

Submit Cancel

View

Copyright © 2022 SGGU All rights reserved. Design By Guj Info Petro Limited

Step – 5 Student Roll Number Generation

(Student Configuration Student Roll Number Generation)

View Functionality:

- This page shows Student Roll Number Generation records details & edit, view and delete options.
- Click on Edit Sign to edit student's roll numbers records mapped with a particular college/department, programme & division. Click on the Update Button to save changes. Click on Green Button to see updated students roll numbers records mapped with a division for a selected college/department & programme.
- Click on Delete Sign to delete a particular record.

View Student Roll Number

Admission Year : * 2022-2023

College / Department : * Pioneer Physiotherapy College, Vadodara

Program Name : * Master of Physiotherapy

Academic Batch Name : * M.P.T.22-23

Show 10 entries per page

| Sr. No. | College/Department Name | Term | Division Name | Edit / View | Delete |
|---------|---|------------|---------------|-------------|--------|
| 1 | Pioneer Physiotherapy College, Vadodara | FY, M.P.T. | Div A | | |

Showing 1 to 1 of 1 entries

Previous 1 Next

SPU Department

Academic Year : 2023-2024 Welcome, CL0890

Add Student Roll Number Generation

Admission Year : * 2023-2024

College / Department : * P.G. Department of Materials Science

Program Name : * Master of Science (Materials Science)

Academic Batch Name : * MASTER OF SCIENCE (MATERIALS SCIENCE) (2023-24)

Term : * M.Sc. (Materials Science) Semester - 1

UnFreeze

Division : * -Please Select-

Generate Roll Nos Automatically ?

Roll No Configuration

Prefix : Start No : *

Student Details

Sorting Type : * -Please Select- Sorting Preferences : * Name - Father's Name - Surname - E... Generate

Submit Cancel

Copyright © 2023 SPU All rights reserved. Design By Guj Info Petro Limited

Add Functionality:

Department

Academic Year: 2023-2024 Welcome, CL0890

Add Student Roll Number Generation

Admission Year: 2023-2024

College / Department: P.G. Department of Materials Science

Program Name: Master of Science (Materials Science)

Academic Batch Name: MASTER OF SCIENCE (MATERIALS SCIENCE) (2023-24)

Term: M.Sc. (Materials Science) Semester - 1

Division: A

Generate Roll Nos Automatically?

Roll No Configuration

Prefix: A Start No: 0

Ex. B.Sc., BA, Boom

Student Details

Sorting Type: Ascending Sorting Preferences: Name - Father's Name - Surname - E...

| Sr. No. | Enrollment No. | Student Name | Prefix | Roll No |
|---------|----------------|---------------------------------|--------|---------|
| 1 | 2300510005 | CHAUHAN KEYURKUMAR PANKAJBHAI | A | 6 |
| 2 | 2300510002 | SUTHAR DILIPBHAI GOVINDBHAI | A | 3 |
| 3 | 2300510001 | KALVANI ANUJ AMBALAL | A | 2 |
| 4 | 2300510007 | MALEK MOHMED FAIYAJ RASID AHMED | A | 9 |
| 5 | 2300510006 | DODIYA MAYANK KAMALESHBHAI | A | 8 |
| 6 | 2300510003 | ROKAD JAY PARESBHAI | A | 4 |
| 7 | 2300510009 | TALA RAHUL RAJESHBHAI | A | 11 |
| 8 | 2300510004 | MISTRY JENISH PRAVINBHAI | A | 5 |
| 9 | 2300510008 | MISTRY PREYASHKUMAR HARISHBHAI | A | 10 |

Cancel

Copyright © 2023 SPU All rights reserved. Design By Guj Info Petro Limited

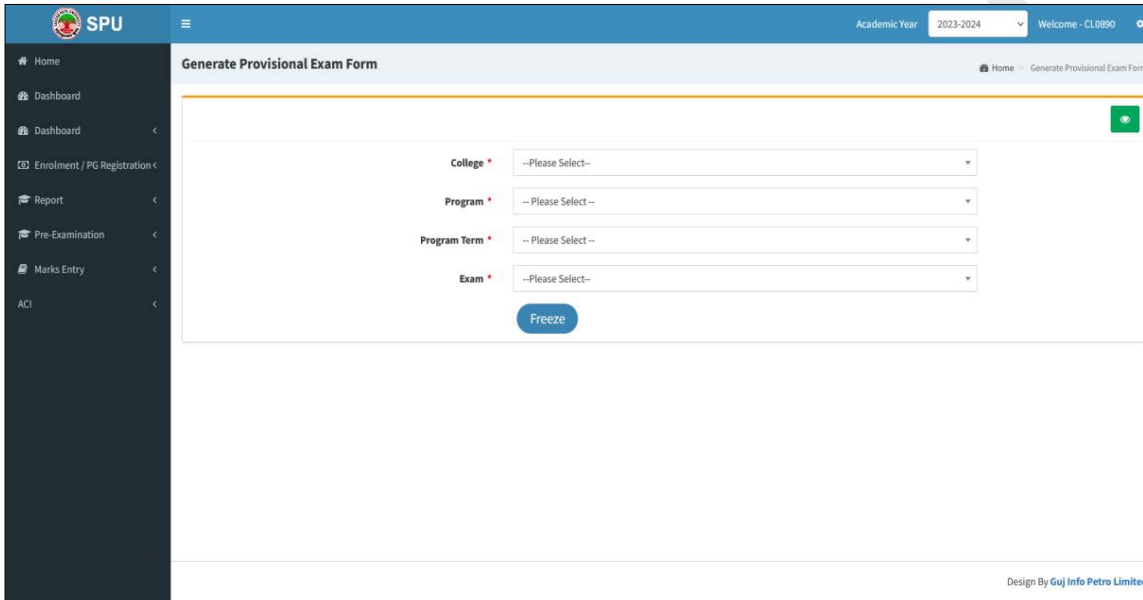
- Click on Plus Button to generate Students Roll Number records based on selected criteria like college/department, programme, term, automatic generation, sorting type and preference.
- Add/map student's roll numbers records with a particular division of a selected college/department & programme.
- Click Submit/Update Button to submit/update the record.
 - Click on the Green Button to see submitted/updated students roll numbers records mapped with a division for a selected college/department & programme.
- Roll numbers can be generated automatically or manually by checking/unchecking "Generate Roll Nos. Automatically?" "Respectively.
- There is also provision to add prefix in all roll nos.
- When roll nos. are to be generated automatically, then Start No. has to be provided.
- Students can be sorted in multiple ways using the options given in Sorting section.
- Click on Generate button to view Student list.

All the Functionality of Point 2, 3 and 4 you should be done at the time of starting of every new semester.

Process 3: Examination form generation and Verification

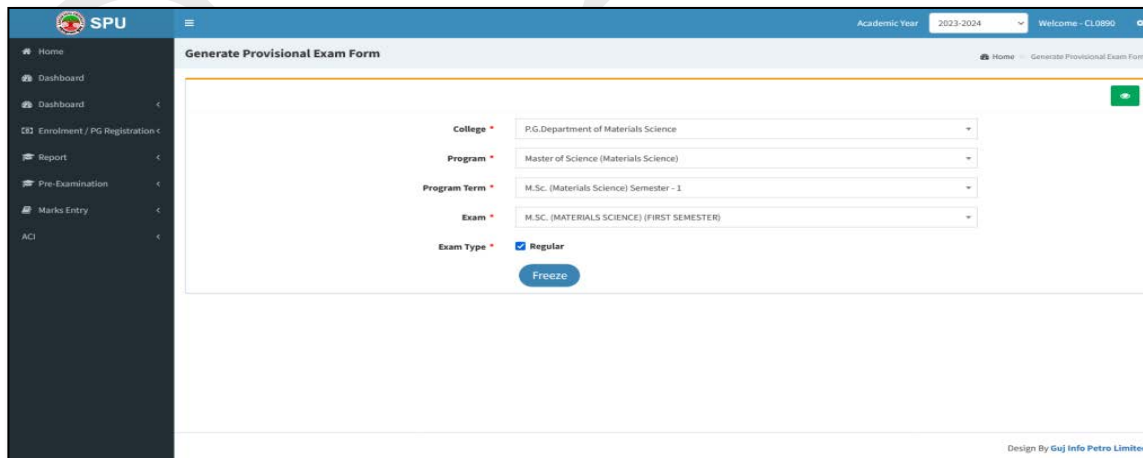
Step – 1

- Click on “**Home button**”
- Click on ‘UMS’ button from Dashboard.
- From “Pre-Examination” Menu, select ‘Generate Provisional Exam Form’ option. Following screen will be displayed.



The screenshot shows the SPU system interface. The top navigation bar includes the SPU logo, a menu icon, the Academic Year (2023-2024), and a welcome message (Welcome - CL0890). The left sidebar contains a navigation menu with options: Home, Dashboard, Enrolment / PG Registration, Report, Pre-Examination, Marks Entry, and ACI. The main content area is titled 'Generate Provisional Exam Form' and features four dropdown menus: College (with a red asterisk), Program (with a red asterisk), Program Term (with a red asterisk), and Exam (with a red asterisk). All dropdown menus are currently set to '--Please Select--'. Below the dropdowns is a blue 'Freeze' button. A green plus icon is visible in the top right corner of the form area. The footer of the page reads 'Design By Guj Info Petro Limited'.

- Select the appropriate option. The following screen will be displayed.



The screenshot shows the SPU system interface with the 'Generate Provisional Exam Form' page. The dropdown menus are now populated with the following values: College (P.G.Department of Materials Science), Program (Master of Science (Materials Science)), Program Term (M.Sc. (Materials Science) Semester - 1), and Exam (M.SC. (MATERIALS SCIENCE) (FIRST SEMESTER)). The 'Exam Type' dropdown is set to 'Regular' with a checked checkbox. The blue 'Freeze' button remains visible. The footer of the page reads 'Design By Guj Info Petro Limited'.

- Select ‘**Exam type**’.
- Press ‘**Freeze**’ Button. Following screen will be displayed.

Academic Year: 2023-2024 | Welcome - CL0890

College: P.G. Department of Materials Science
 Program: Master of Science (Materials Science)
 Program Term: M.Sc. (Materials Science) Semester - 1
 Exam: M.Sc. (MATERIALS SCIENCE) (FIRST SEMESTER)
 Exam Type: Regular

Un-Freeze

| Sr No. | SP ID | Enrolment No | Name | Father Name | Surname | Academic Batch | Enrolment Year | Specialization / Major Type Name |
|--------|------------|----------------------|-----------------|--------------|---------|---|----------------|----------------------------------|
| 1 | 2020001687 | 2300510005(ABCID:) | KEYURKUMAR | PANKAJBHAI | CHAUHAN | MASTER OF SCIENCE (MATERIALS SCIENCE) (2023-24) | 2023-2024 | |
| 2 | 2020006666 | 2300510002(ABCID:) | DILIPBHAI | GOVINDBHAI | SUTHAR | MASTER OF SCIENCE (MATERIALS SCIENCE) (2023-24) | 2023-2024 | |
| 3 | 2020006247 | 2300510001(ABCID:) | AHUJ | AMBALAL | KALVANI | MASTER OF SCIENCE (MATERIALS SCIENCE) (2023-24) | 2023-2024 | |
| 4 | 2020001536 | 2300510007(ABCID:) | MOHAMMED FAISAJ | RASID AHMED | MALEK | MASTER OF SCIENCE (MATERIALS SCIENCE) (2023-24) | 2023-2024 | |
| 5 | 2023015458 | 2300510006(ABCID:) | MAYANK | KAMALESHBHAI | DODIYA | MASTER OF SCIENCE (MATERIALS SCIENCE) (2023-24) | 2023-2024 | |
| 6 | 2023015461 | 2300510003(ABCID:) | JAY | PARESHBHAI | ROKAD | MASTER OF SCIENCE (MATERIALS SCIENCE) (2023-24) | 2023-2024 | |
| 7 | 2022011009 | 2300510009(ABCID:) | RAHUL | RAJESHBHAI | TALA | MASTER OF SCIENCE (MATERIALS SCIENCE) (2023-24) | 2023-2024 | |
| 8 | 2023015459 | 2300510004(ABCID:) | JENISH | PRAVINBHAI | MISTRY | MASTER OF SCIENCE (MATERIALS SCIENCE) (2023-24) | 2023-2024 | |
| 9 | 2023015460 | 2300510008(ABCID:) | PREYASHKUMAR | HARISHBHAI | MISTRY | MASTER OF SCIENCE (MATERIALS SCIENCE) (2023-24) | 2023-2024 | |

Note: On click of Generate, Provisional Exam Forms would be generated with Latest available Subject Selection from College/Department. Student should approach their College/Department and make necessary changes of their Subject Selection before Submitting Final Exam Forms for Verification.

Generate

Design By Guj Info Petro Limited

- g. From the above screen select all students and press ‘Generate’ button.
- h. Then, press ‘OK’ button.

Step – 2

- a. For college verification from “Pre-Examination” Menu, Select the “Examination Form & College Verification” option. The following screen will be displayed.

Academic Year: 2023-2024 | Welcome - CL0890

College: --Please Select--
 Program: --Please Select--
 Program Term: --Please Select--
 Exam: --Please Select--

Freeze Un-Freeze

- b. Select appropriate option. Following screen will be displayed.

Examination Form & College Verification

College * P.G.Department of Materials Science
 Program * Master of Science (Materials Science)
 Program Term * M.Sc. (Materials Science) Semester - 1
 Exam * M.SC. (MATERIALS SCIENCE) (FIRST SEMESTER)

Enrolment No * 2020001536 - MOHMMED FAYAJ RASID AHMED MALEK [WHOLE] Find

Student Details:

Student Name * MOHMMED FAYAJ RASID AHMED MALEK Date of Birth * 21/08/2003
 SP ID * 2020001536 Exam Type * Regular Part ATKT
 Answering Language * --Please Select-- Is Payment Done by Student at College / Department ? *
 Payment Mode * --Please Select-- Student Payment Reference No *
 Student Payment Date * DDMMYYYY Student Payment Remarks *
 Fee Amount * 797.0000 Syllabus Academic Batch * MASTER OF SCIENCE (MATERIALS SCIENCE) (2023-24)
 Principal Subject / Specialization *

Subject Details:

Show 10 entries Search:

| Sr No. | Subject Group Name | Subject Name |
|--------|--------------------|---|
| 1 | CORE COURSE | 230100510101TS51 - BASIC CONCEPTS IN MATERIALS SCIENCE |
| 2 | CORE COURSE | 230100510101TS52 - INTERFACIAL ASPECTS OF MATERIALS SCIENCE |
| 3 | CORE COURSE | 230100510101TS53 - THIN FILM MATERIALS |
| 4 | CORE COURSE | 230100510101TS54 - POLYMER SCIENCE |
| 5 | CORE COURSE | 230100510101TS55 - PRACTICALS - I |
| 6 | CORE COURSE | 230100510101TS56 - PRACTICALS - II |
| 7 | CORE COURSE | 230100510101TS57 - COMPREHENSIVE VIVA |

Showing 1 to 7 of 7 entries

Submit Change Student Subject Selection

c. Press 'Freeze' Button. Following screen will be displayed.

Examination Form & College Verification

College * P.G.Department of Chemistry
 Program * Master of Science (Chemistry)
 Program Term * M.Sc. (Chemistry) Semester - 1
 Exam * M.SC. (CHEMISTRY) (FIRST SEMESTER)

Enrolment No * 2019005638 - HENUBEN RAKESHBHAI PATEL [WHOLE] Find

d. Select student and press 'Find button' Following screen will be displayed.

Examination Form & College Verification

College * P.G. Department of Materials Science

Program * Master of Science (Materials Science)

Program Term * M.Sc. (Materials Science) Semester - 1

Exam * M.Sc. (MATERIALS SCIENCE) (FIRST SEMESTER)

Un-Freeze

Enrolment No * 2020001536 - MOHMMED FAYAJ RASID AHMED MALEK [WHOLE] Find

Student Details:

Student Name * MOHMMED FAYAJ RASID AHMED MALEK Date of Birth * 21/08/2003

SP ID * 2020001536 Exam Type * Regular Part ATKT

Answering Language * --Please Select-- Is Payment Done by Student at College / Department ? *

Payment Mode * --Please Select-- Student Payment Reference No *

Student Payment Date * DD/MM/YYYY Student Payment Remarks *

Fee Amount * 797.0000 Syllabus Academic Batch * MASTER OF SCIENCE (MATERIALS SCIENCE) (2023-24)

Principal Subject / Specialization * --

Subject Details:

Show 10 entries Search:

| Sr No. | Subject Group Name | Subject Name |
|--------|--------------------|---|
| 1 | CORE COURSE | 230100510101TS51 - BASIC CONCEPTS IN MATERIALS SCIENCE |
| 2 | CORE COURSE | 230100510101TS52 - INTERFACIAL ASPECTS OF MATERIALS SCIENCE |
| 3 | CORE COURSE | 230100510101TS53 - THIN FILM MATERIALS |
| 4 | CORE COURSE | 230100510101TS54 - POLYMER SCIENCE |
| 5 | CORE COURSE | 230100510101TS55 - PRACTICALS - I |
| 6 | CORE COURSE | 230100510101TS56 - PRACTICALS - II |
| 7 | CORE COURSE | 230100510101TS57 - COMPREHENSIVE VIVA |

Showing 1 to 7 of 7 entries

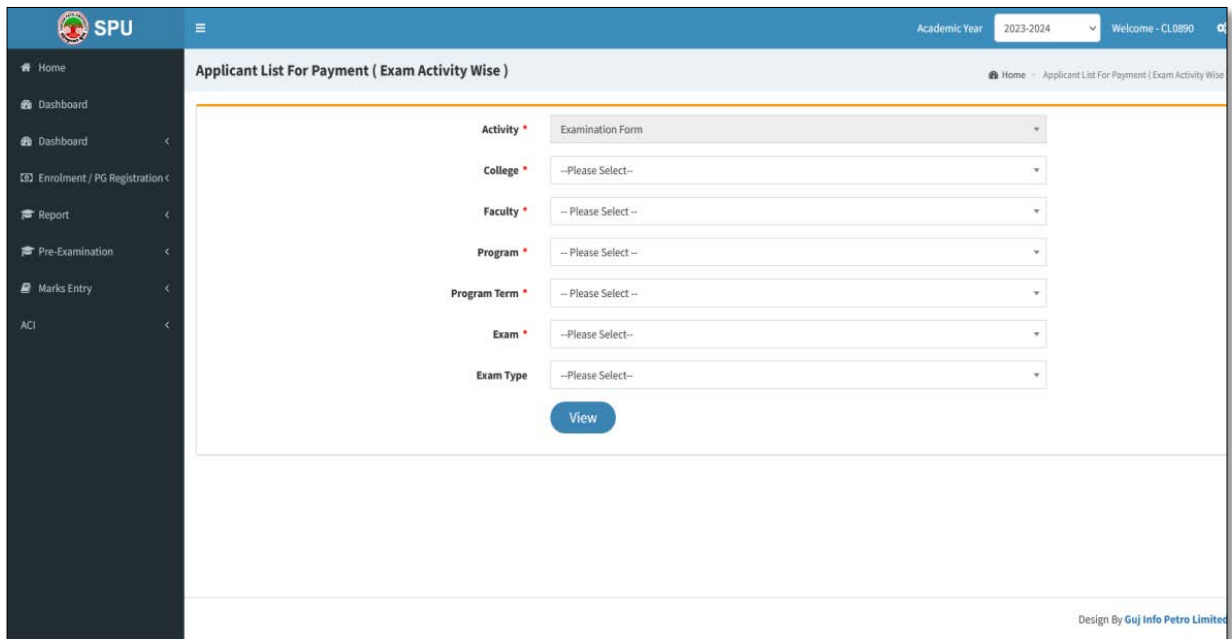
Submit Change Student Subject Selection

Design By Gaj Info Petro Limited

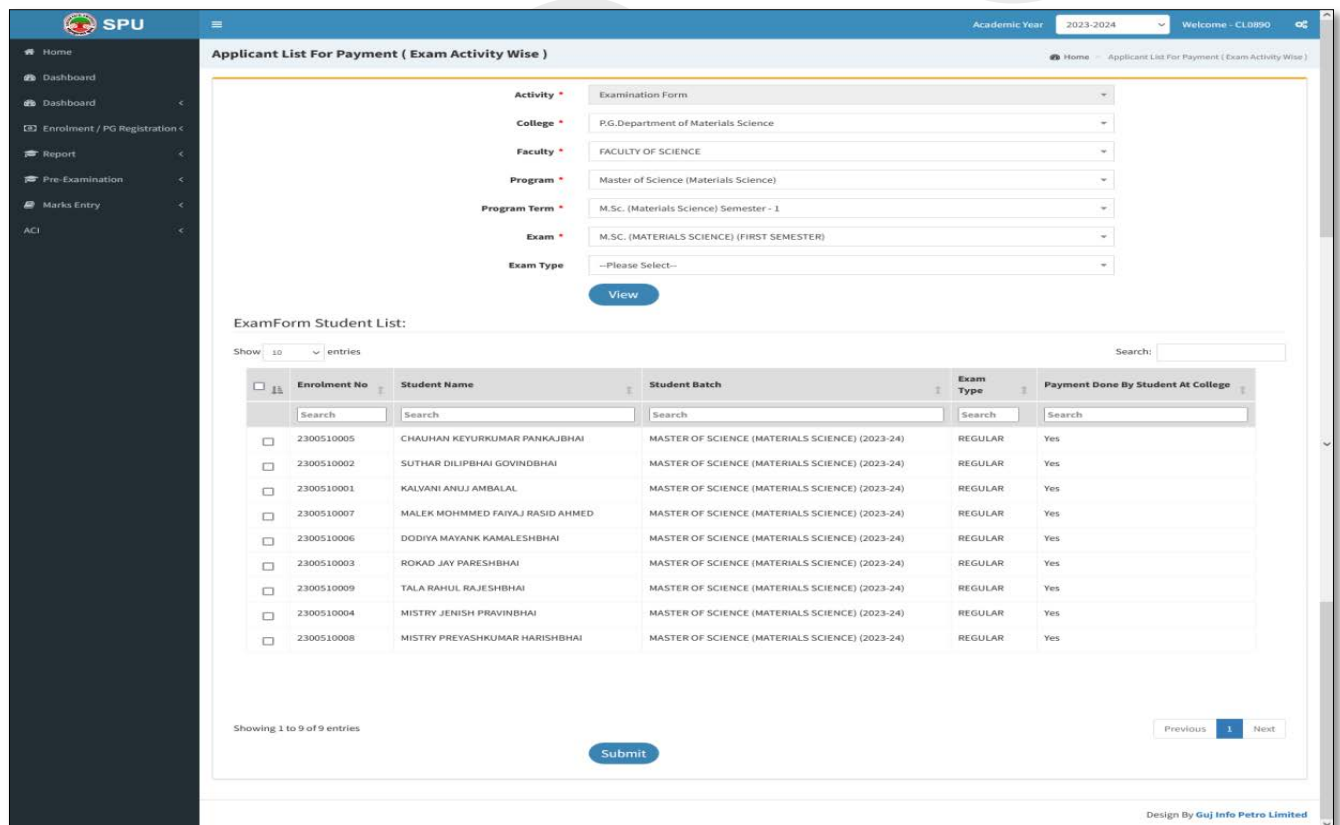
- e. Press 'Submit' button, if the data is ok. If you want to change then press 'Change student subject selection'.
- f. Press 'OK' button from next screen for confirmation.
- g. Do same process for one by one for all students' examination form verification.

Step – 3

- a. For Payment receipt from "Pre-Examination" Menu, Select 'Applicant List for Payment (Exam Activity Wise)' option. The following screen will be displayed.



b. Select the appropriate option and press 'View' button. Following screen will be displayed.



- c. Select all students and press 'Submit' button, then after the following screen will be displayed and Examination fee receipt will be generated.

SPU Academic Year: 2023-2024 Welcome - CL0890

Dashboard

Activity: Examination Form

Payment Activity Name: Exam Fees for 2023-2024 Exam - M.SC. (MATERIALS SCIENCE) (FIRST SEMESTER)

Payment No: EF23092600000002

Payment Mode: -- Please Select --

Total Amount: 7173.00

No of Student: 9

નોંધ :

(1) પેમેન્ટ કર્યા પછી ફરજિયાત પેમેન્ટની રસીદ જનરેટ કરવાની રહેશે.

(2) પેમેન્ટ સંબંધિત કોઈ મુશ્કેલી હોય તો જે - તે બેંકના ટોલ ફ્રી નંબર ઉપર સંપર્ક કરવાનો રહેશે. ઉદાહરણ તરીકે : SBI Toll free Number - 18001234

(3) Online Payment, SBI Branch Payment (1૨ કલાક પછી) NEFT/RTGS (૨૪ કલાક પછી) જેવા તમામ કિસ્સામાં Payment Status Pending હોય તો ફરીથી Recon Button ઉપર Click કરવાનું રહેશે.

(4) ઓનલાઇન પેમેન્ટ કર્યા બાદ વિધાર્થીએ / કોલેજએ ૭ (સાત) દિવસમાં Payment Status ચેક કરી લેવું અને ઓનલાઇન પેમેન્ટ કિસ્સામાં બે વાર પેમેન્ટ થઈ જાય ત્યારે યુનિવર્સિટી ખાતે જે - તે ફેકલ્ટી / સેક્શનને તેની જાણ કરવાની રહેશે, આઠ દિવસની સમય મર્યાદા બાદ યુનિવર્સિટીની કોઈ જવાબદારી રહેશે નહીં.

(5) You can trace your transaction status on given link: [Click Here](#)

(6) Further, you are requested to raise the complaints through SBIEPAY Complain Management Portal for proper tracking of complaint. [Click Here](#)

Design By Guj Info Petro Limited